

GENDER STATISTICS FOR SDG INDICATORS: LESSON LEARNED FROM INDONESIA

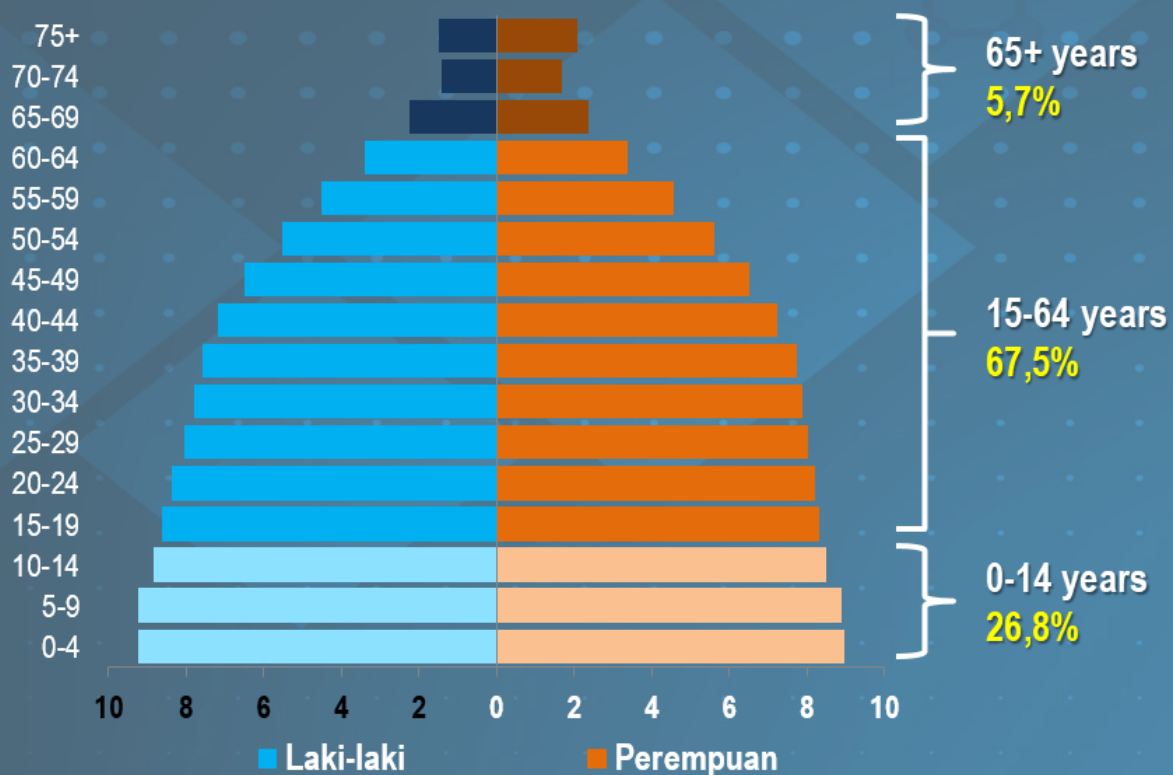
Hasnani Rangkuti, PhD (hasnani@bps.go.id)
Head of Sub-directorate for Health and Housing Statistics
BPS-Statistics Indonesia



Friday, 16 November 2018



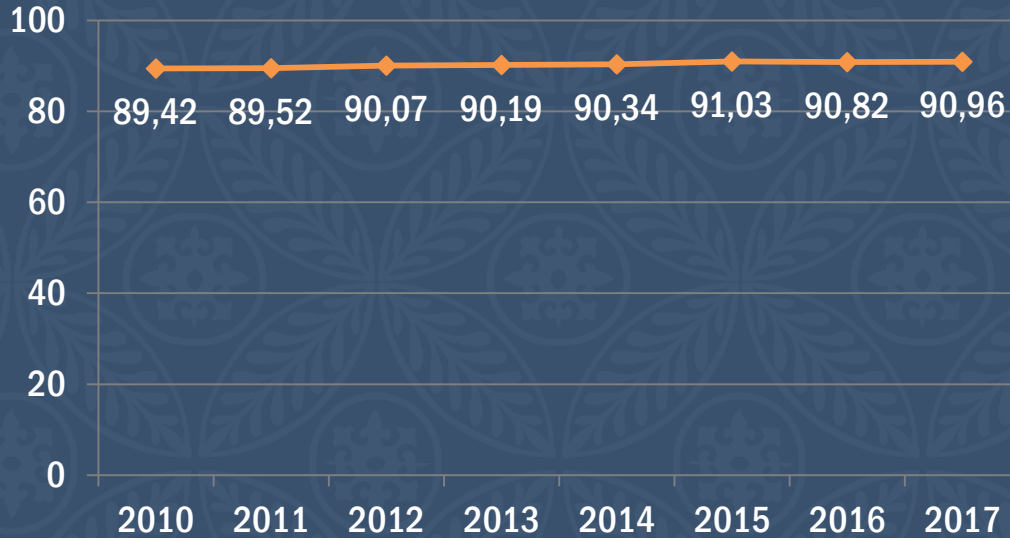
POPULATION PYRAMID, 2017



- Working age population.
- Dependency Ratio 48,1.
- Windows of Opportunity -> Demography bonus.
- Population aged 65+: 5,7%.



GENDER DEVELOPMENT INDEX



Gender Development Index (GDI) is used to measure the achievements of the same dimensions and variables as the Human Development Index (HDI), but it reveals the discrepancy of the achievements of men and women.

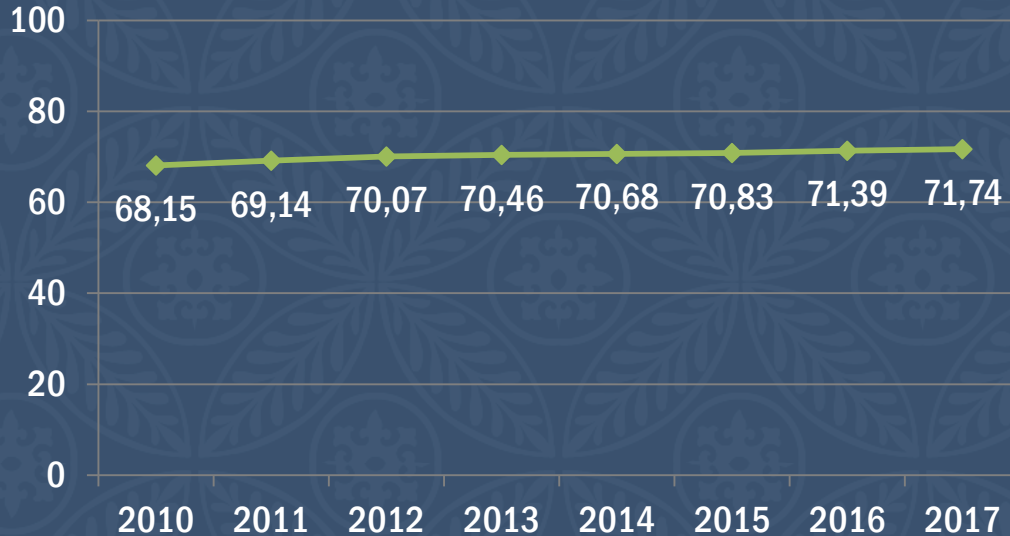
$$GDI = \frac{HDI \text{ Female}}{HDI \text{ Male}}$$

Human Development Index (HDI)

Dimensions	Long and Healthy Life	Knowledge	A Decent Standard of Living
Indicators	Life Expectancy at Birth	Expected Years of Schooling Mean Years of Schooling	GNI per Capita (PPP)
Dimensions Index	Life Expectancy Index	Education Index	GNI Index



GENDER EMPOWERMENT INDEX



- Gender Empowerment Index (IDG) shows whether women can play an active role in economic and political life.
- IDG focuses on participation, by measuring gender inequality in the fields of economics, political participation, and decision making.

Dimensions

Representation in Parliament

Decision Making Power

Income Distribution

Indicators

Proportion of Representation in Parliament; Men and Women

The Proportion of Managers, Administrative Staff, Professional Workers, and Technicians; Men and Women

Non-Agricultural Labor Wages; Men and Women



ACHIEVE GENDER EQUALITY AND EMPOWER ALL WOMEN AND GIRLS

Target 5.3

Eliminate all harmful practices, such as child, early and forced marriage and female genital mutilation

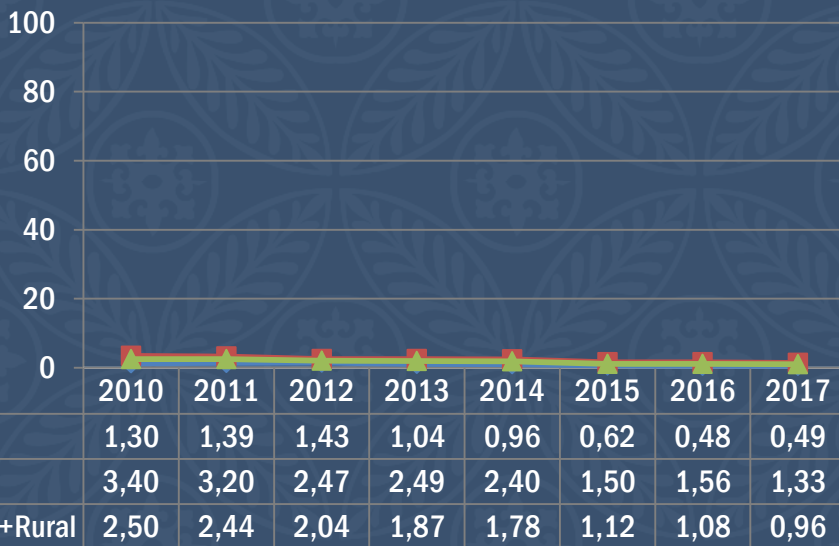
Indicator 5.3.1

Proportion of women aged 20-24 years who were married or in a union before age 15 and before age 18

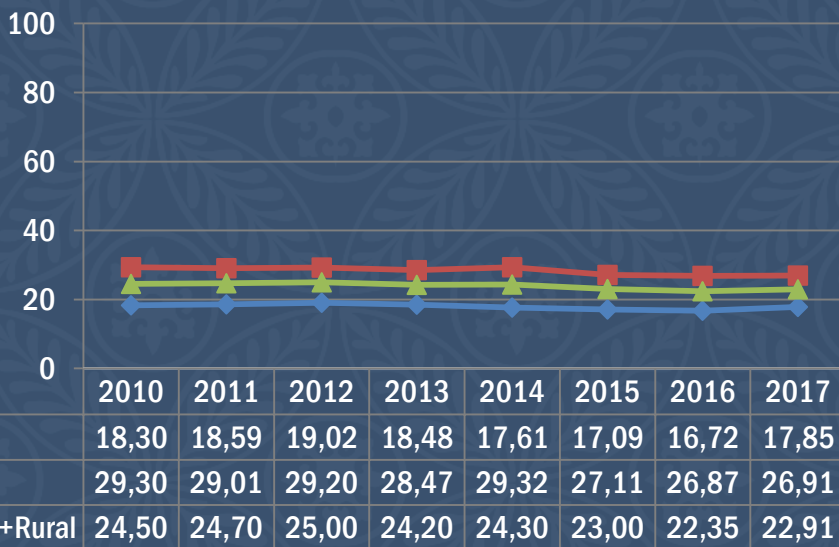


PROPORTION OF WOMEN AGED 20-24 YEARS WHO WERE MARRIED OR IN A UNION

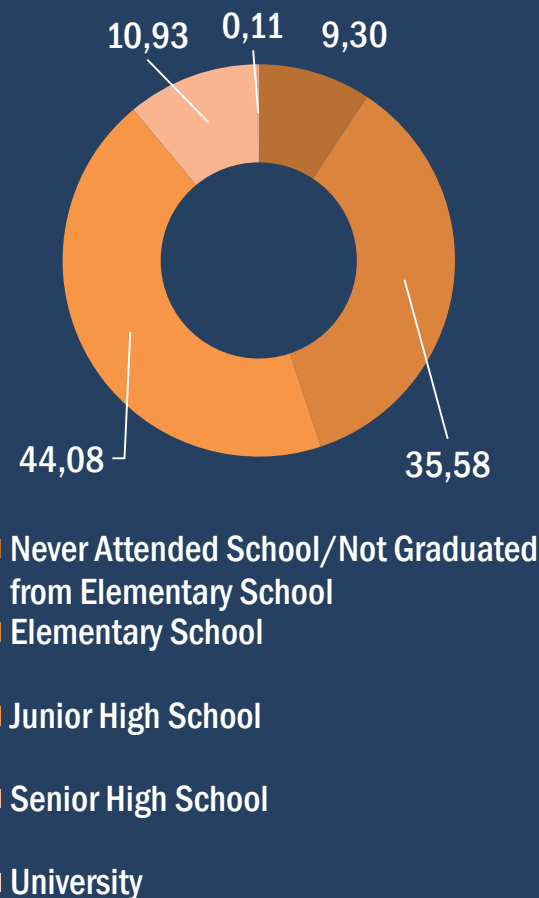
Before age 15



Before age 18



Highest Level of Education of Women Aged 20-24 Years Who Were Married or In a Union Before Age 18, 2017





PROPORTION OF WOMEN AGED 20-24 YEARS WHO WERE MARRIED OR IN A UNION BEFORE AGE 18, 2016-2017

Province	2016	2017
(1)	(2)	(3)
Aceh	15,32	12,67
Sumatera Utara	12,95	14,66
Sumatera Barat	16,43	17,81
Riau	21,38	22,19
Jambi	29,86	26,74
Sumatera Selatan	27,09	26,07
Bengkulu	26,27	27,42
Lampung	16,57	18,78
Kepulauan Bangka Belitung	28,79	32,15
Kepulauan Riau	19,83	15,33
DKI Jakarta	14,21	10,79
Jawa Barat	23,23	23,81
Jawa Tengah	20,70	18,56
DI Yogyakarta	13,29	8,30
Jawa Timur	22,07	24,40
Banten	16,32	18,30
Bali	23,15	20,27
Nusa Tenggara Barat	25,97	26,41
Nusa Tenggara Timur	20,79	19,54
Kalimantan Barat	30,86	32,88
Kalimantan Tengah	30,94	34,63
Kalimantan Selatan	33,94	36,13
Kalimantan Timur	30,40	28,05
Kalimantan Utara	31,89	30,76
Sulawesi Utara	25,36	28,03
Sulawesi Tengah	30,20	29,94
Sulawesi Selatan	29,47	30,43
Sulawesi Tenggara	29,32	35,10
Gorontalo	27,83	28,53
Sulawesi Barat	26,22	34,00
Maluku	23,64	25,24
Maluku Utara	23,40	31,04
Papua Barat	31,68	23,61
Papua	22,73	24,54
Indonesia	22,35	22,91

In 2017,
more than 25 percent
 women aged 20-24 years
 in **18 of 34 provinces in Indonesia**
 were married or in a union before age 18



- Jambi
- Sumatera Selatan
- Bengkulu
- Kep. Bangka Belitung
- Nusa Tenggara Barat
- Kalimantan Barat
- Kalimantan Tengah
- Kalimantan Selatan
- Kalimantan Timur
- Kalimantan Utara
- Sulawesi Utara
- Sulawesi Tengah
- Sulawesi Selatan
- Sulawesi Tenggara
- Gorontalo
- Sulawesi Barat
- Maluku
- Maluku Utara



Thank You For Your Attention