



2008 SNA & Regional Programme on Economic Statistics

Zeynep Orhun Girard
ESCAP Statistics Division

Sub-regional training workshop on changes in the 2008 SNA affecting GDP compilation
30 June 2014
Astana, Kazakhstan

2008 SNA at the global level

2009 Adoption of the 2008 SNA by the UN Statistical Commission

2010 Publication of 2008 SNA in English

2011 Publication of 2008 SNA in Russian (and subsequently other official UN languages)

Since its 40th session (2009) UNSC has repeatedly emphasized:

- **Role of Regional Commissions**, their advisory committees and regional strategies to support SNA implementation
- **Need to improve basic economic** (supporting) statistics for SNA implementation
- **Continued/harmonized training and technical assistance** on national accounts



Implementation in this sub-region

For UNECE member States + Mongolia

2010 UNECE Survey on implementation of SNA 93

2011 Begin design of implementation plans in
UNECE seminar in Kiev

2012 National implementation plans drafted and
regional recommendations proposed by UNECE

2014 Monitoring of national implementation plans
in biennial EGM on NA

Approach to improving economic statistics in A-P

Regional Programme on Economic Statistics (2010)

Definition

A capacity building framework for Asia-Pacific countries with its scope determined by the Core Set of Economic Statistics.

Mandate

RPES and its Core Set were designed by countries and development partners at the request of the ESCAP Committee on Statistics in 2009. The programme and its Core Set were endorsed by the Committee on Statistics in 2010, i.e. the heads of NSOs.

Value-added

Platform for coordination facilitating planned/concerted actions towards the Asia-Pacific countries having the capacity to produce basic economic statistics within a common reference framework (i.e. the Core Set) by 2020.



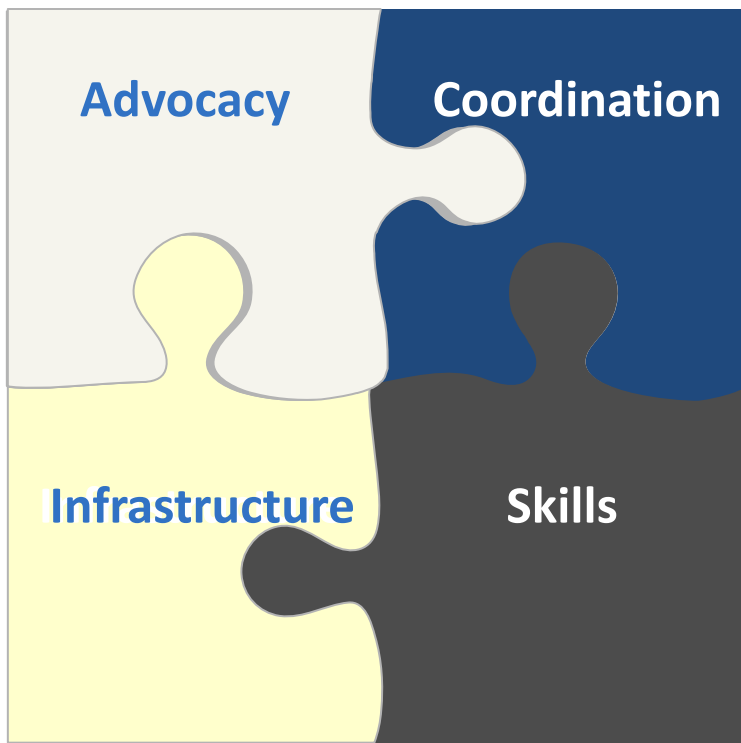
Goal: Improved soundness of economic analysis & decision making through increased availability and effective use of timely, reliable and comparable economic statistics



Outcome 2020: NSSs in Asia-Pacific have capacity to produce & disseminate the Core Set in line with international standards



Outputs:





RPES Governance

CST and Bureau	Heads of NSOs in Asia and the Pacific	Partnership and NSS stakeholders
SGRPES and CC	Heads of macroeconomics statistics, senior staff working on economic statistics (NSOs), Central Bank and Ministry of Finance representatives and development partners	
ESCAP secretariat	Economic statistics team	



Core Set of Economic Statistics

Prices and costs

Consumer, producer, product price indices, labour cost, wages, exchange rates, PPPs, terms of trade

Demand & output

GDP (p/e), external trade, industrial structure statistics; short-term indicators (industry output/demand) and productivity

Income & wealth

NA for economy/by sector to measure income, savings, investment, wealth; BoP to measure international income and capital flows, IIP and external debt

Money & banking

Assets and liabilities of banking sector, monetary measures and interest rates

Government

Public revenue, expenditure, borrowing and lending, government accounts

Labour market

Labour supply and demand, LF characteristics, employment/unemployment, underemployment, hours worked, employment in informal/formal sector, job creation and vacancies

Natural resources & the environment

Measures of sustainable economic growth, discovery/depletion and degradation of natural assets



Implementation of 2008 SNA & RPES

- **Aim** to coordinate and harmonize technical assistance to countries on economic statistics
- **Scope** to improve basic economic statistics
- **Commitment** to implement internationally agreed standards

*RPES emphasizes micro- and meso-statistics for integrated economic accounts as well as for their own purposes. SNA is the integrating framework for the Core Set statistics.



How does RPES support the implementation of the 2008 SNA?

SNA is the main integrating framework for economic statistics

Advocacy

- Raising political support for investing in national capacity for the production of basic economic statistics

Coordination

- National: Economic statistics providers, NSDS, institutional, legal setting
- Regional: Among development partners & SGRPES

Skills

- Collection, compilation and dissemination/use of Core Set
- NA indicators and a wide range of source data in Core Set

Statistical infrastructure

- Business Registers, Quality Assurance Frameworks, Metadata Repositories, Data Editing for Economic Census & Survey

Status of economic statistics in the sub-region



Capacity Screening in A-P (2013)

RPES Technical Cooperation

- Existing capacity building agreements and interest in participating in RPES

Institutional setting

- Legislation, planning, national statistical coordination and dissemination and advocacy for economic statistics

Information technology and Human Resources

- Adequacy of IT systems and staff skills

Statistical infrastructure

- Quality assurance, metadata, BR, data collection instruments

Availability of Core Set of Economic Statistics

- Based on the seven components and the recommended frequency



Statistical Infrastructure

QAF:

- Only 4 countries have QAF for economic statistics

Business Registers:

- All countries but Afghanistan have a centralized business register
- In 2 countries business registers are used by multiple agencies
- 4 of them have established methodologies for birth and death of businesses

Statistical Infrastructure 2

Metadata:

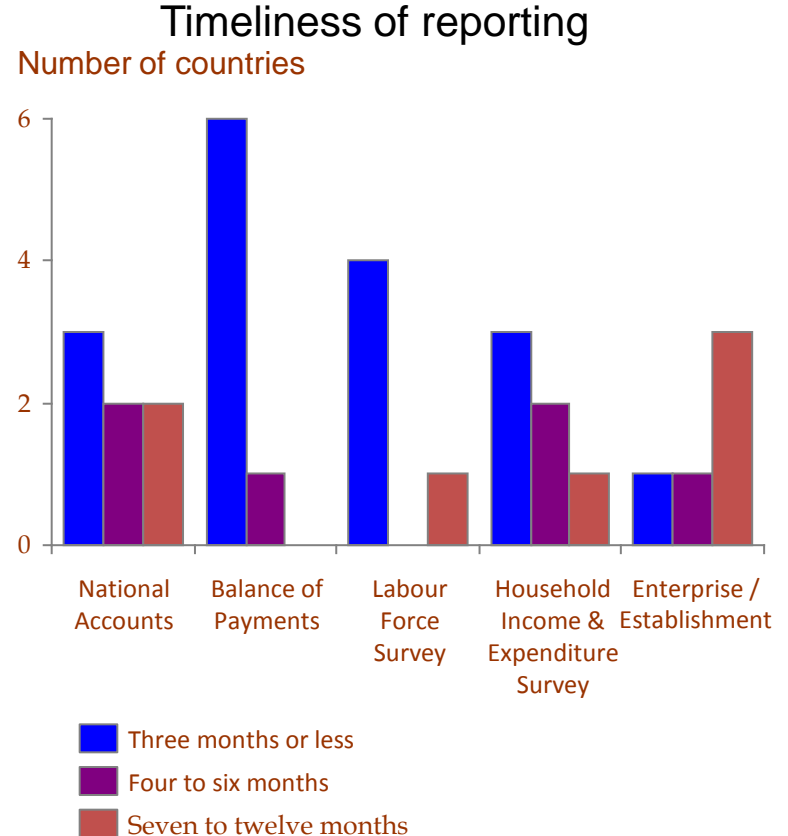
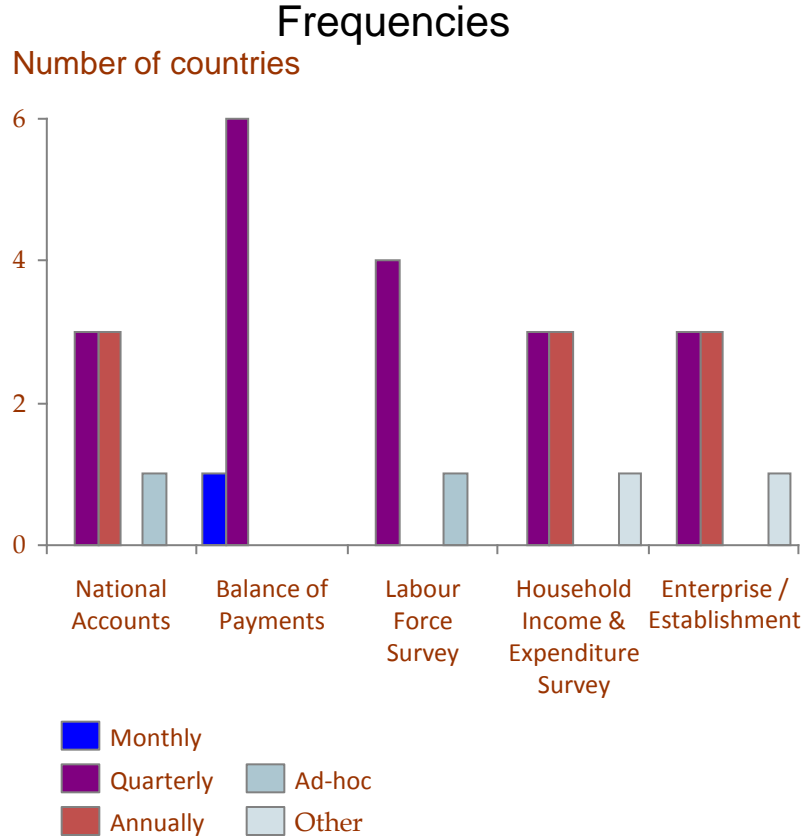
- ✓ 5 countries release data with metadata
- ✓ 4 have a centralized national metadata repository
- ✓ 4 implement a metadata format standard
- ✓ 4 do not have a metadata quality standard

Other Statistical Infrastructure:

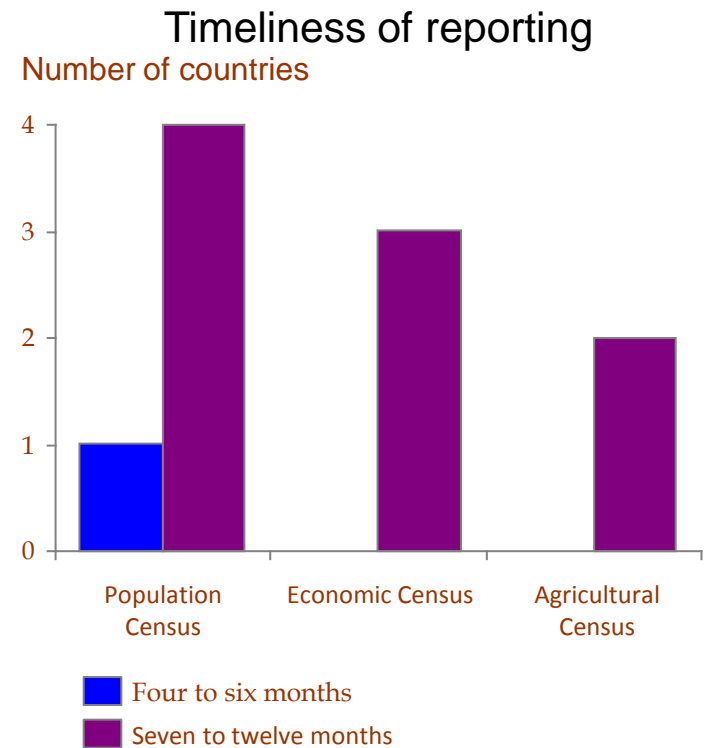
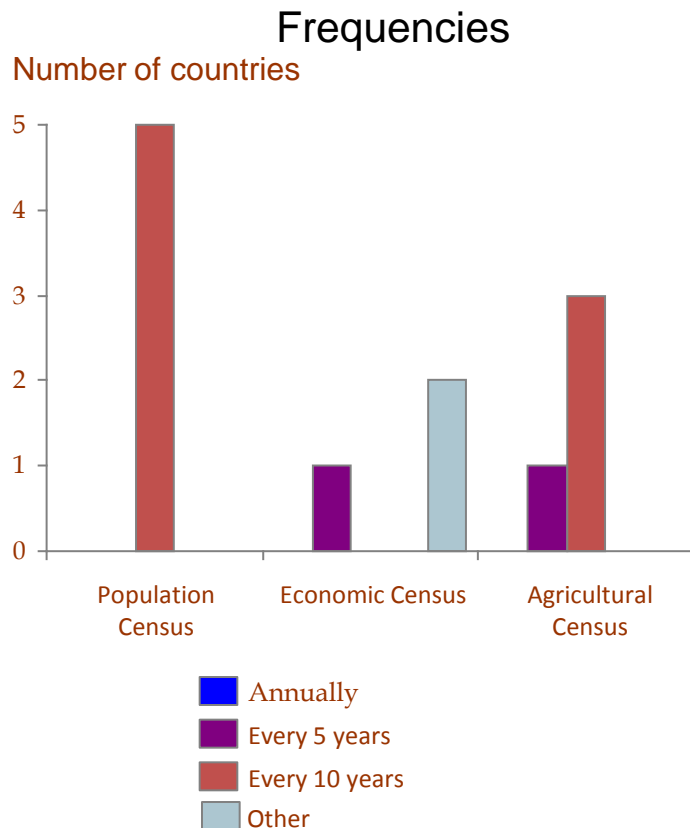
- ✓ 4 countries have documented guidelines for survey sampling
- ✓ Non-observed/informal economy included in design of key data collections in only 2 countries
- ✓ 5 countries participated in the last round of ICP



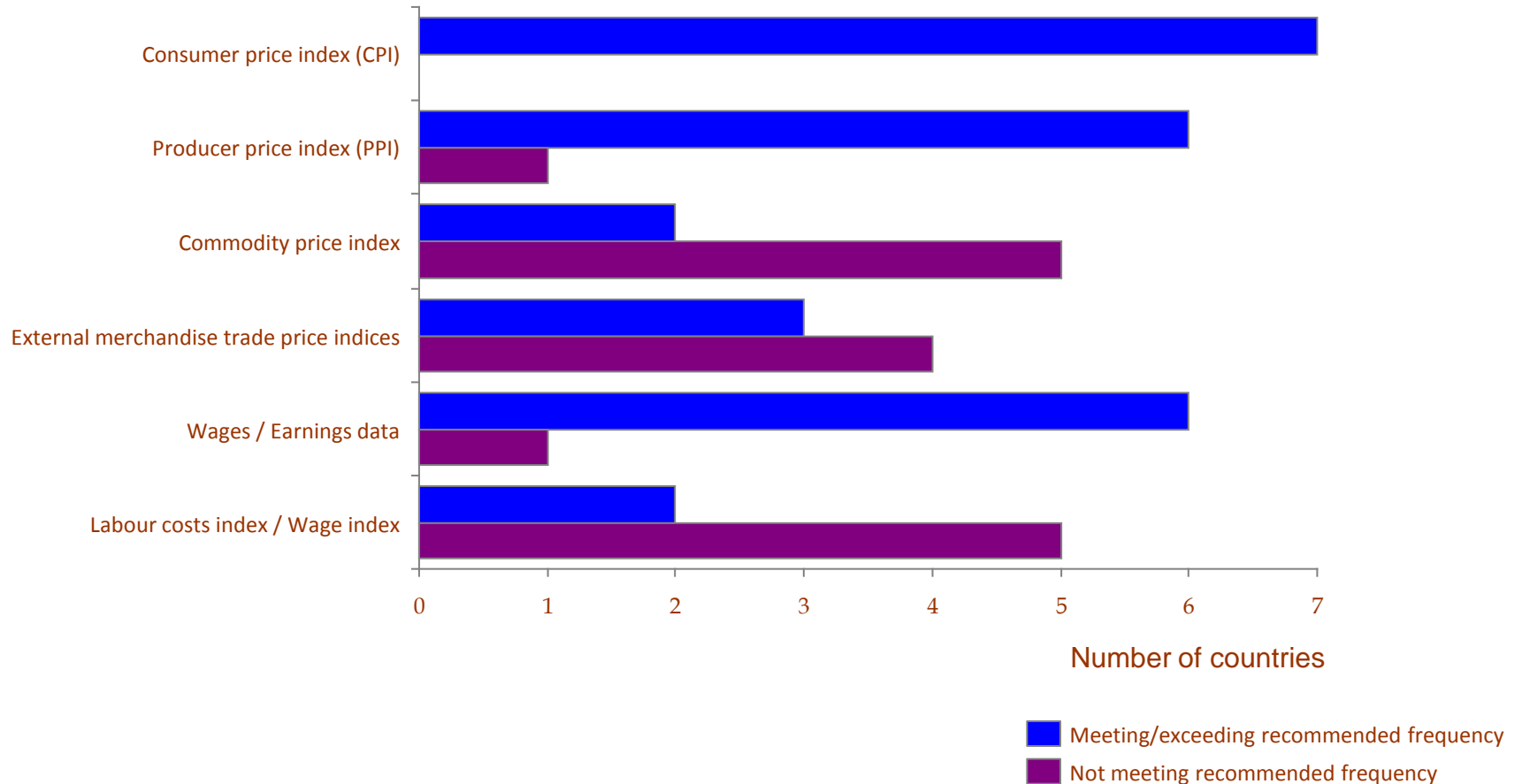
Frequency and timeliness of key collections/compilations



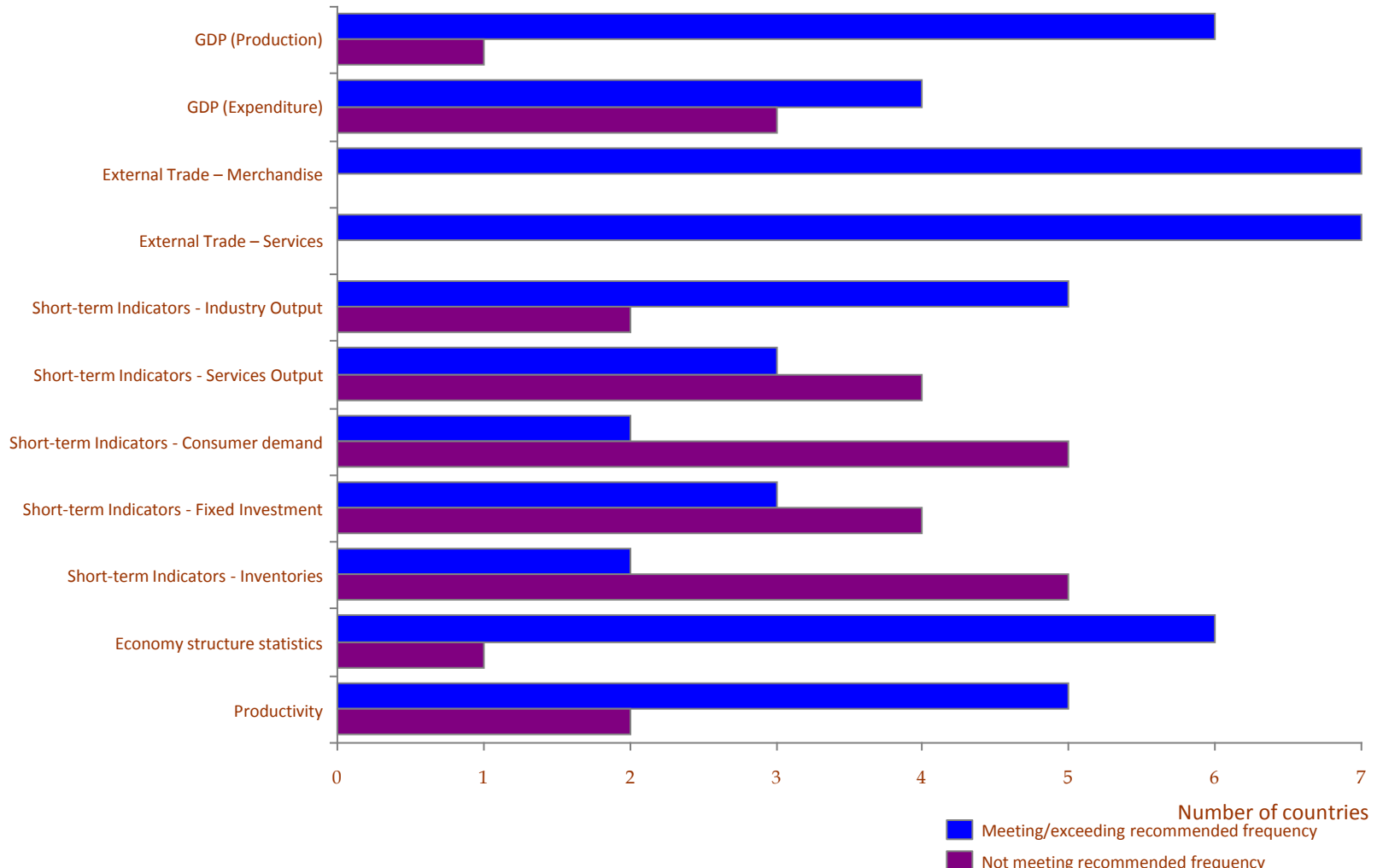
Frequency and timeliness of key collections/compilations 2



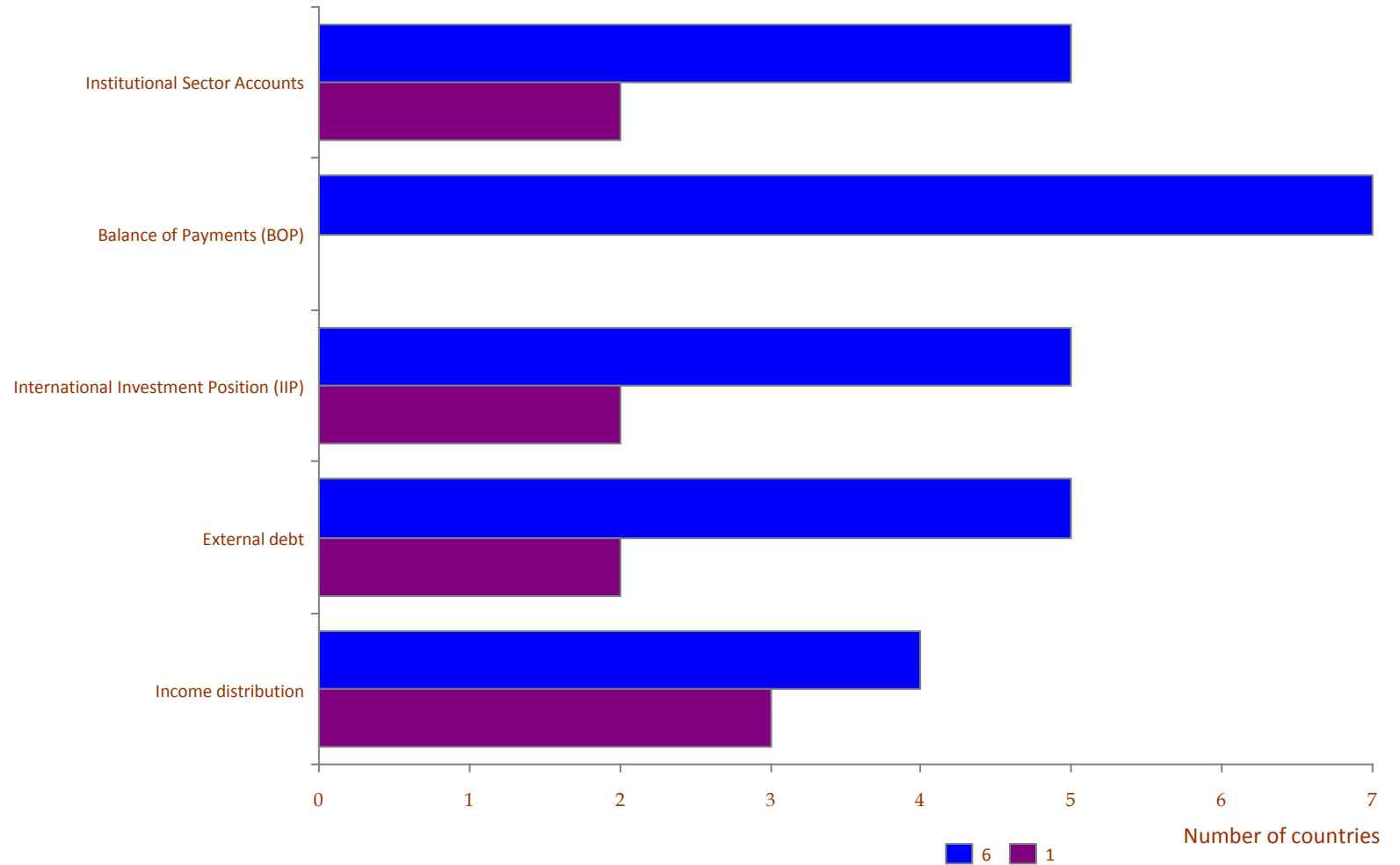
Prices and Costs



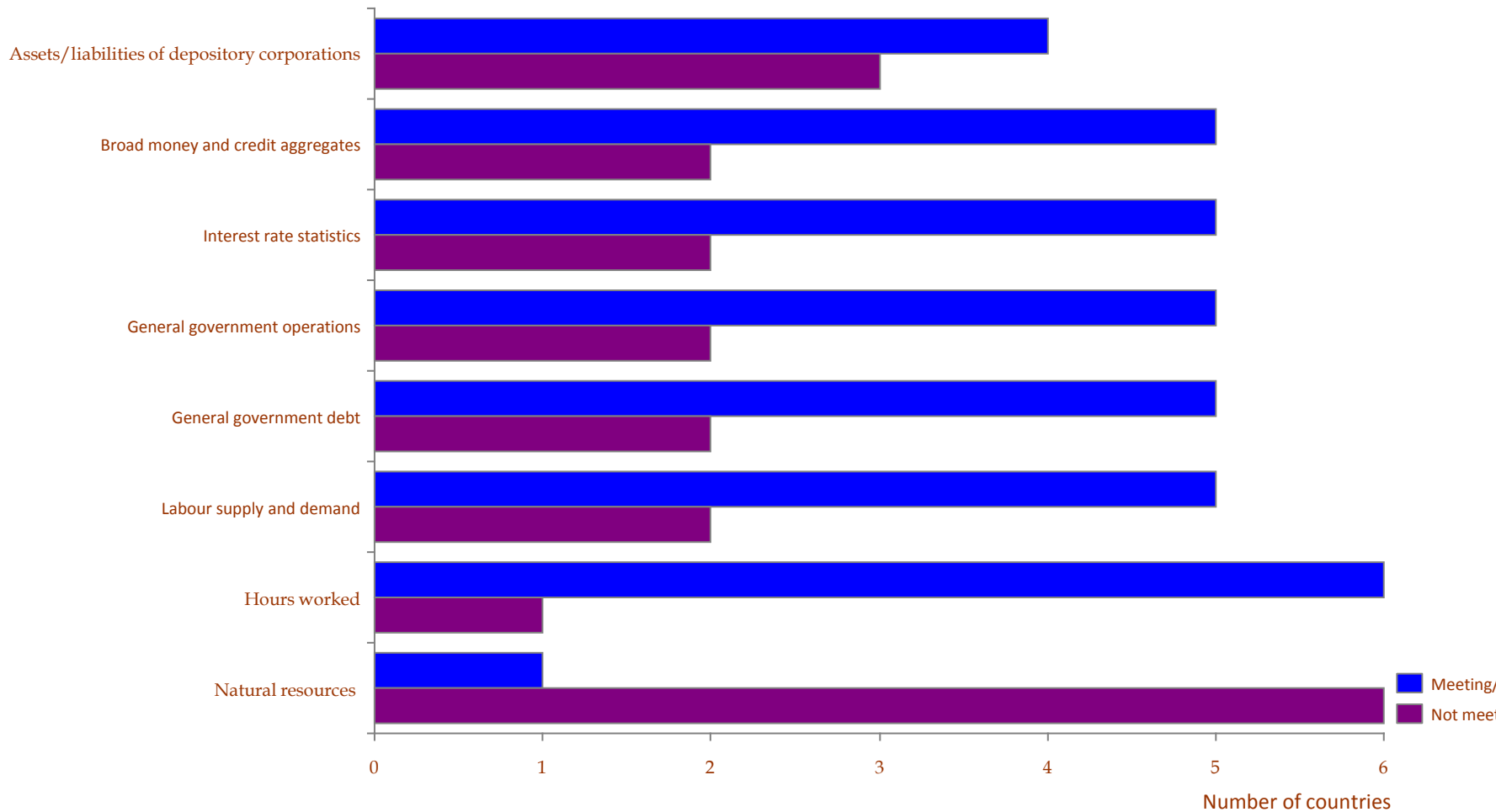
Demand and Output



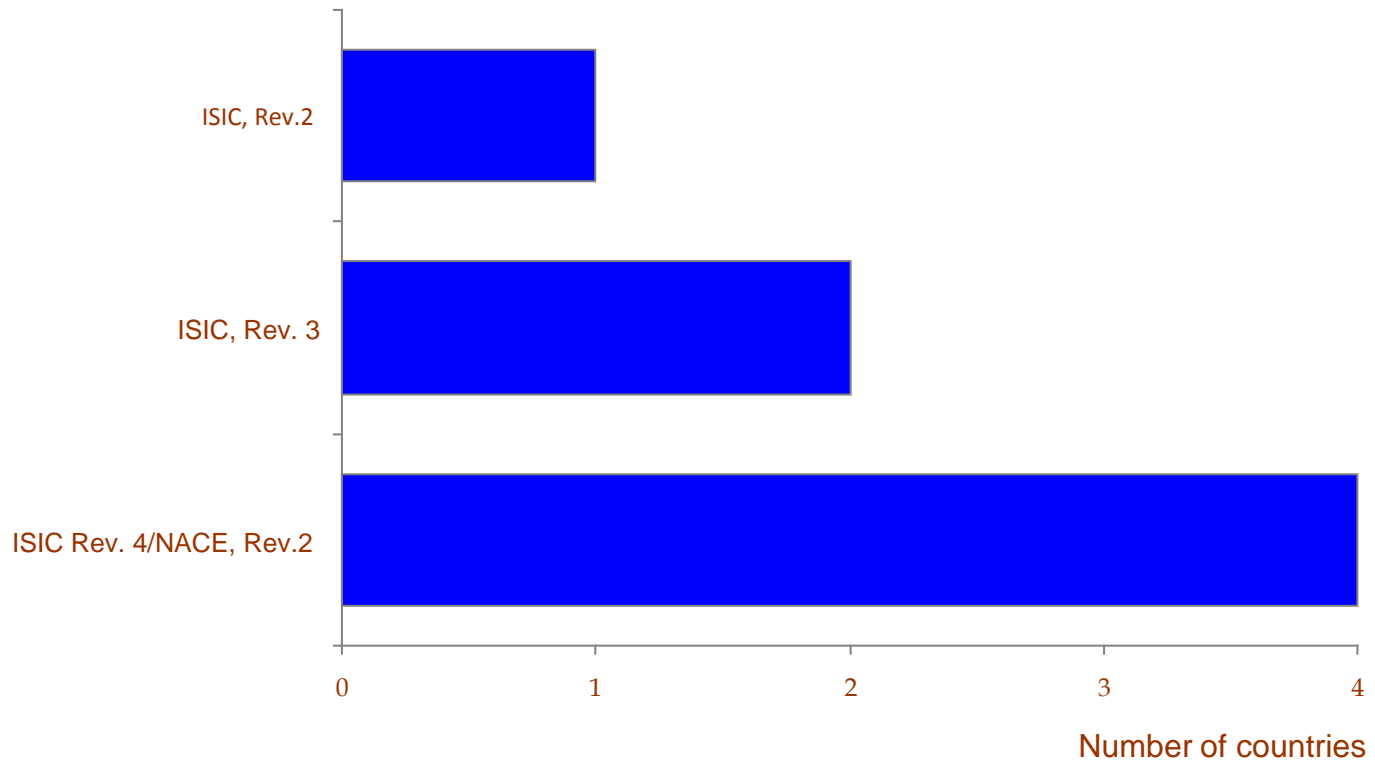
Income and Wealth



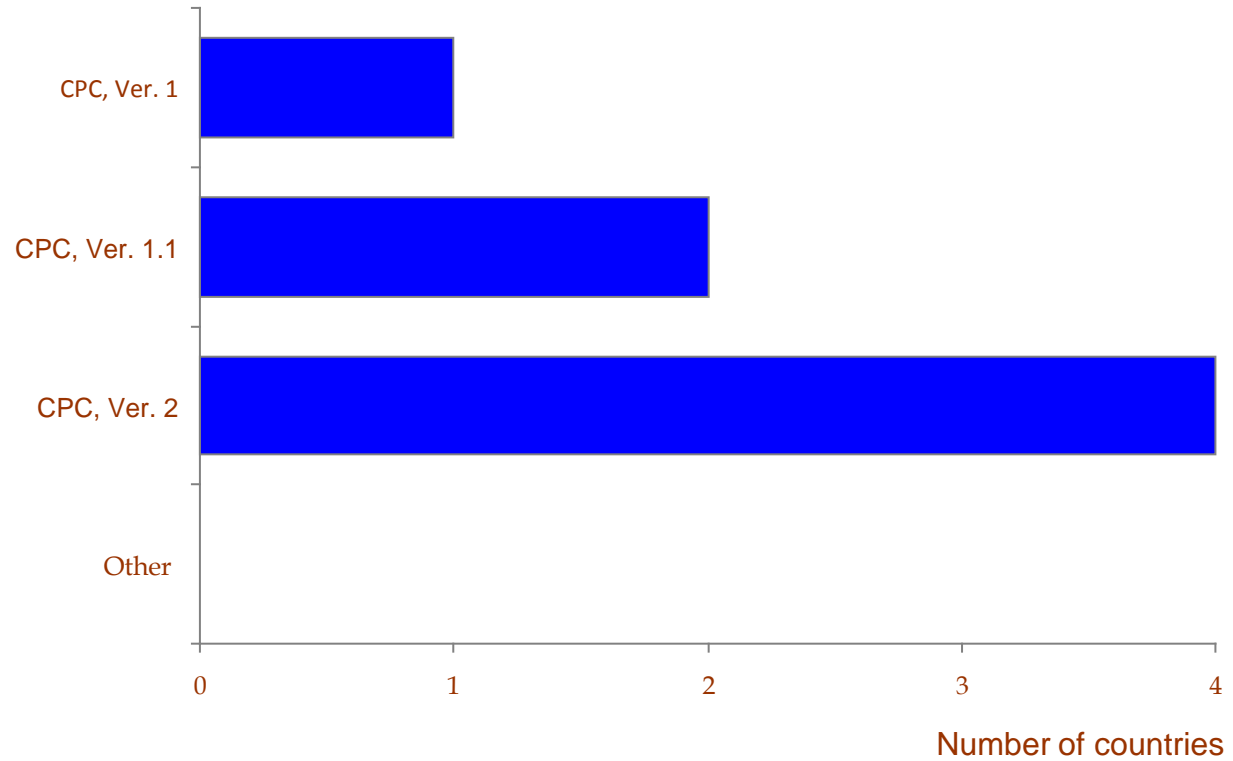
Money, Labour, Government and Natural Resources



Classifications



Classifications 2



What does all this mean?

- ✓ Based on Capacity Screening 4 priority areas were identified in Asia and the Pacific
 - 2008 SNA
 - Business registers
 - Labour and employment statistics
 - Natural resources measurement

Immediate activities under RPES:

- ✓ High-level event on Coordinated Implementation of International Standards for Macroeconomic Statistics
- ✓ Work on Business Register development together with ADB
- ✓ Concept note developed for use of labour and employment statistics for national accounts together with ILO
- ✓ Sub-regional training on the SEEA