

## Service Industry Statistics in Hong Kong, China

### Importance of Service Industries in Hong Kong

- Proportion of GDP: over 90%
- Ratio of exports of services to GDP: about 30%



## Retail Sales

- Released on a monthly basis
- Monthly Survey of Retail Sales
  - Sample size:
    - 3 000 retail establishments
  - Sampling method:
    - Stratified rotational replicate sample design
    - For each month, 3 replicates are used, with one new replicate rotated in and one replicate rotated out
- Release statistics
  - Value of retail sales by types of retail outlet
  - Value index of retail sales by types of retail outlet
  - Volume index of retail sales by types of retail outlet
  - Quarter-to-quarter rate of change of 3-month period seasonally adjusted series

## Restaurant Receipts

- Released on a quarterly basis
- Quarterly Survey of Restaurant Receipts and Purchases
  - Sample size:
    - 1 100 restaurants
  - Sampling method:
    - Stratified rotational replicate sample design
    - For each month, 6 replicates are used, with 3 new replicates rotated in and 3 replicates rotated out
- Release statistics
  - Value of restaurant receipts and purchases
  - Value index of restaurant receipts by types of restaurant
  - Volume index of restaurant receipts by types of restaurant
  - Quarter-to-quarter rate of change of seasonally adjusted restaurant receipts

## Business Receipts Indices

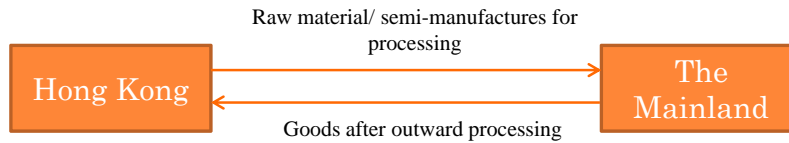
- Released on a quarterly basis
- Main data source: Quarterly Survey of Service Industries
  - Sample size:
    - 5 000 establishments engaging 5 or more persons
  - Sampling method:
    - Stratified rotational replicate sample design
    - At least half of the sampled establishments in the current quarter were enumerated in the last quarter
- Release statistics
  - Business receipts indices for 22 selected industries and 2 service domain
  - Quarter-to-quarter rate of change in business receipts indices

## Producer Price Indices

- Released on a quarterly basis
- Data source
  - Quarterly Survey of Service Industries
  - Consumer Price Index system
- Release statistics
  - Producer price indices for 14 selected industries

## Trade in services

### Outward processing activities



### 2016

- 39% of imports of Hong Kong from the Mainland after outward processing
- 28% of exports of Hong Kong to the Mainland involving outward processing

## Trade in services

### 2008 SNA: Goods sent abroad for processing

- Imports and exports of goods involved in processing without a “change of ownership” to be excluded from trade in goods
- Payment of processing fees to the processing economy should be recorded as imports of services

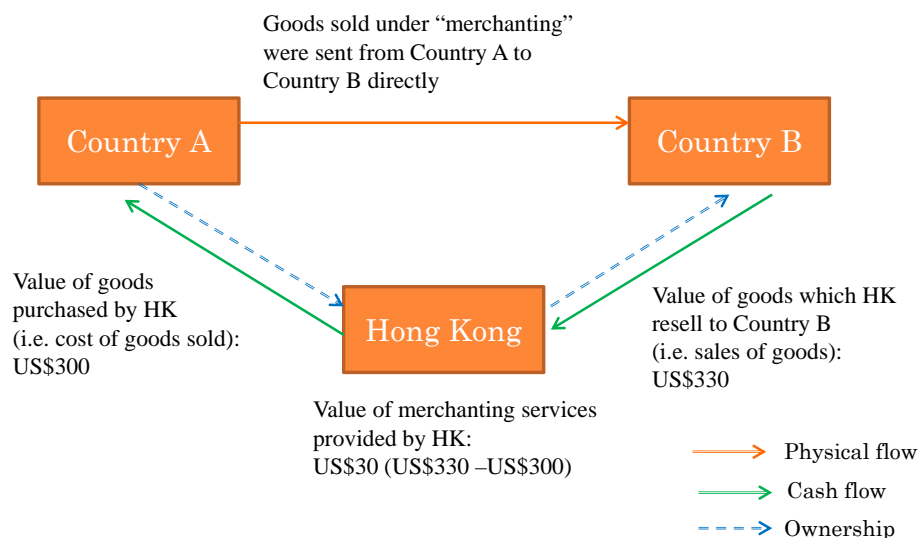
## Trade in services

### Enhancement on the Monthly Survey on Trade Involving outward Processing in the Mainland

- Value of processing fees paid by Hong Kong
- Value of raw-materials/ semi-manufactures sent to the Mainland with breakdown into
  - those procured by Hong Kong and exported from Hong Kong
  - those procured by Hong Kong and exported from places other than Hong Kong
  - those procured by the Mainland processing units

## Trade in services

### Merchanting



## Trade in services

### 2008 SNA: Merchanting

- NOT recorded as exports of services
- Acquisition of goods abroad for “merchanting” is recorded as negative exports of goods and the subsequent resale of goods is recorded as exports of goods

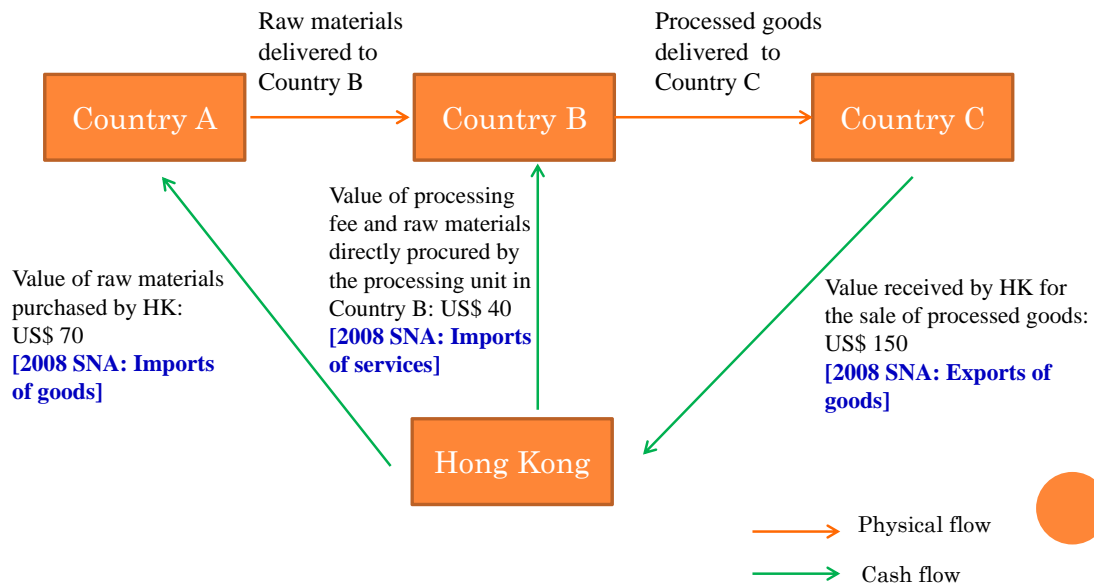
## Trade in services

### Quarterly Survey of Merchanting and Other Trading Activities

- Data on merchanting
- Data on offshore trade activities involving outward processing

## Trade in services

### Offshore trade activities involving outward processing



## Anticipated Developments

- Incorporating the latest economic development (e.g. growing importance of digital economy)
- Managing respondents' data reporting burden

END

