

Regional Course on Statistical Business Registers: Data Sources, Maintenance and Quality Assurance

OVERVIEW OF THE MALAYSIAN SBR

RIYANTI BINTI SAARI
METHODOLOGY & RESEARCH DIVISION

21- 25 MAY 2015
MALAYSIA STATISTICAL TRAINING
INSTITUTE



OUTLINE

Introduction

Role of MSBR

Evolution of
MSBR

Conceptual
Framework

MSBR
Coverage

Data Items

Operational
Structure

Staffing

Products

Modernisation

TEC

MSBR at a
glance

INTRODUCTION

- The Business Register is a structured list of establishments operating in Malaysia. It forms the basis of selection for statistical inquiries and for the calculation of estimates of attributes for the business population.
- **Malaysia Statistical Business Register** contains large and small business units, local kind of activity units as well as enterprise groups and central and local government bodies.
- Basic pillar in the system of Economic Statistics which facilitate the collection, interpretation and dissemination.
- Establishments are organized by industry and assigned an activity code based on the **Malaysia Standard Industrial Classification**. The industry classifications in the register are based on MSIC 2008 version 1.0 which is comparable to ISIC4 of the United Nations.

INTRODUCTION (CONT.)

The Business Register exists primarily for the purpose of supplying a framework for all economic surveys. It is designed to :

Serve as a frame for the selection of establishment surveys

For the detection and construction statistical units

Serve as a data source for compiling demographic information about businesses.

As a tool for mobilisation of administrative data

ROLE OF MSBR



For The Detection And Construction Statistical Units



As A Tool For The Preparations And Coordination Of Surveys



As A Source Of Information For Analysis Of The Business Population And Its Business Demography



As A Tool For Mobilisation Of Administrative Data



As An Integration And Dissemination Tool.

EVOLUTION OF MSBR

DOSM has developed an integrated and online system to streamline the business process model in BR as well as to replace the numerous nonintegrated systems namely New Enterprise Wide Statistical System (NEWSS).



2010 Onward

Enterprise Establishment (EE Frame) National Enterprise Wide Statistical System (NEWSS)

2002

CRS upgraded with Wide Area Network (WAN)

1996

CRS upgraded with Local Area Network (LAN)

1994

The CRS was set in a PC based using Dbase IV

1988

Central Register System (CRS) was initiated



MSBR: System Interface



National Enterprise-Wide Statistical Systems

Log Keluar

SABRINA BINTI SABRI

Selasa, 15 Mei 2018

ISSF Business Intelligence GIS Pengurusan Dokumen KMS

Selamat Datang ke Sistem NEWSS

Direktori Saya

0 sehinooa login terakhir

Est.Modul

- Lists of Estb.
- New Estb
- Duplication Checking
- Integrated Listing

Penyiasatan Untuk Tahun Terkini

Lewat	0
Dalam Proses	41
Selesai	0
Telah Dirancang	1
Jumlah	42

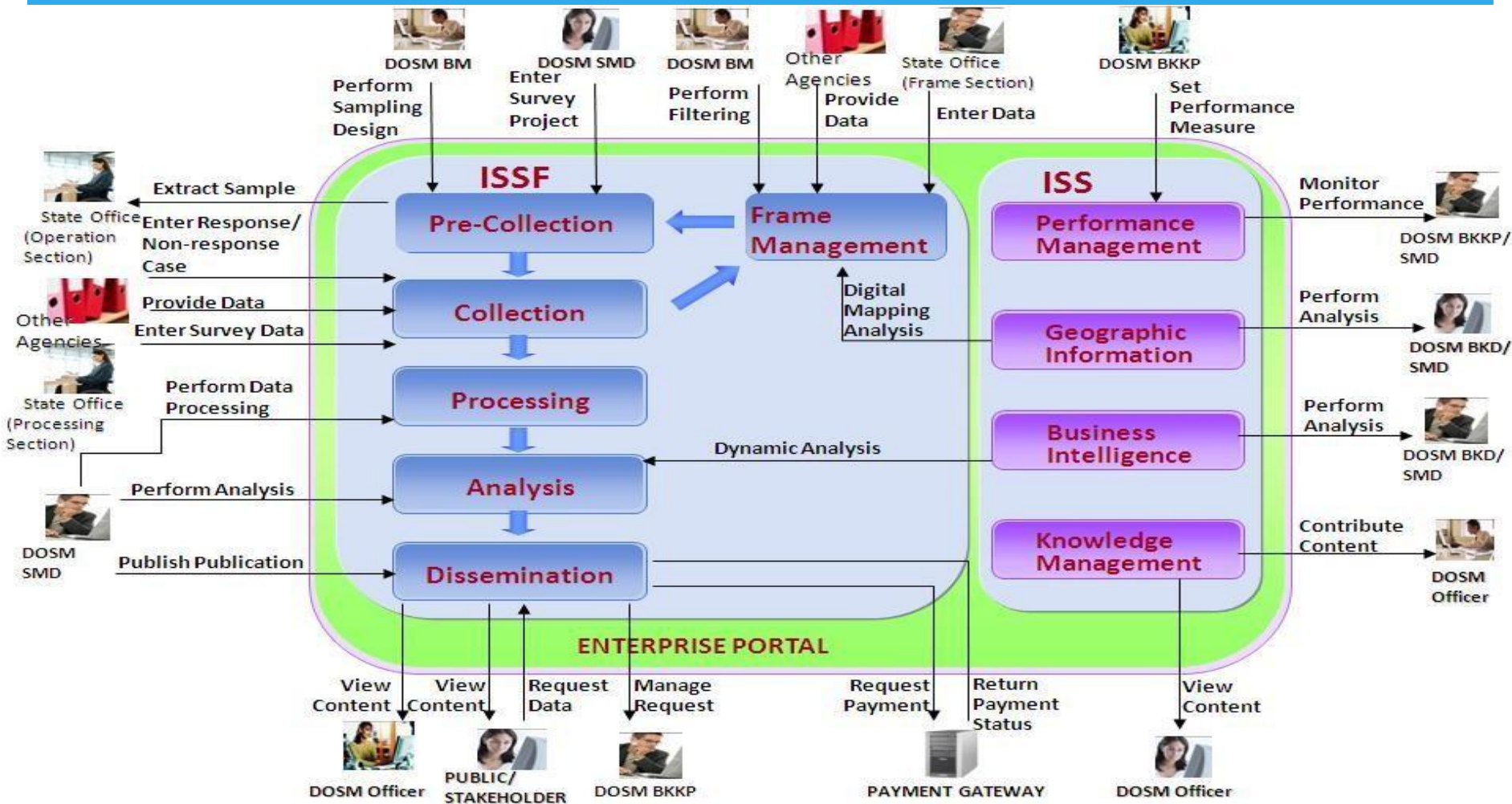
4 Analisis & Laporan
Persoalan dan menjalankan analisa keatas keputusan yang diperolehi dengan menggunakan beberapa laporan dan peralatan menganalisa serta peta.

5 Penyebaran
Membuat pertanyaan dan mengemaskini maklumat untuk tujuan penyebaran dengan menerbitkan laporan dengan pantas.

- Laman Utama
- Direktori Saya
- Profil Banci / Penyiasatan
- Pra Pengumpulan Data
- Pengumpulan Data
- Prosesan Data
- Penyebaran
- Pensampelan
- Rangka Pertubuhan / Enterpris
 - Pertubuhan / Enterpris
 - Kumpulan Enterpris
 - Tapisan
 - Maklumat Agensi
 - Fail
 - Transaksi
 - Pendua
 - Jangkamasa Pertubuhan Baru
 - Sedarai PP
- Rangka Isi Rumah
- Laporan
- Pengurusan Pengetahuan
- Kod dan Klasifikasi
- Rujukan Banci / Penyiasatan
- Direktori Data
- Metadata

Only internal user with specific ID is allowed to access the register.

Conceptual Framework



- Foundation are driven by System of National Account
- Inline with Generic Statistics Business Process Model (GSBPM)
- Designed under Integrated Statistical Systems Framework (ISSF)

CONCEPTUAL FRAMEWORK

Maintenance through list information from administrative sources.

Maintenance of establishment and enterprise information

FUNCTION

To generate monitoring reports and analysis tools

To monitor the number/type of establishments in an enumeration block

Screening
Agency information
Business Profiles

Establishment/Enterprise
Duplicate
Data Collection
Respondent Management Control

MODULE

Report
Business Intelligence (BI)

Geographical Information System (GIS)
EE

MSBR COVERAGE

The industry classifications in the register are based on MSIC 2008 version 1.0 which is comparable with ISIC Revision 4 of the United Nations

The classifications are determined by the principal activity of the unit which is based on the value added/output/sales by the goods or services rendered.

To enhance the efficiency in managing the activity of the establishment involve in the censuses/surveys the classifications are collated into survey codes.

There are fifty eight survey codes in the register.

DATA ITEMS IN MSBR

Unique ID number

Serves as the primary identifiers

Company/ establishment ID number

Created by source of agencies

Contact information

Such as business name, postal and location address and others

Legal status and equity structure

Basic financial information

Activity and industry classifications

MSIC 2008

Company and establishment organisation structure

Censuses/ surveys control status indicators

OPERATIONAL STRUCTURE

SBR MANAGER

Division of Research & Methodologi (DRM)

OPERATION & MAINTANANCE

DOSM State Office

DATA MANAGEMENT & QUALITY ASSURANCE

Section of Register Management (DRM)

IT& SYSTEM

Division of Information Management

STAFFING



- **17 PERSONALS PUTRAJAYA (HEAD QUARTES)**
 - **3 STATISTICIANS**
 - **5 STATISTICAL OFFICERS**
 - **9 ASSISTANCE STATISTICAL OFFICERS**

- **14 STATES OFFICES ***
 - **1 @ 2 STATISTICIANS**
 - **1@2 STATISTICAL OFFICERS**
 - **3 -7 ASSISTANCE STATISTICAL OFFICERS**

*** Personal depend on size and workload of the state**

PRODUCTS

- **Census & Survey Frame**
- **Business Demography**
- **Enterprise Groups Report**
- **House hold & Economic Frame Report**



Business Demography



Data published : establishment by:

- ✓ *Birth & Death*
- ✓ *Survival*
- ✓ *Birth & Death by Sector*
- ✓ *Birth & Death by State*
- ✓ *Survival by Sector*

Annually disseminate

MODERNISATION

MSBR Quality Improvement Survey (eQIS)

MyStatsACE (Malaysia Statistical Administrative Data Centre)

Agency provider can upload the dataset to the system instead of sending by email



TAPISAN PENINGKATAN KUALITI MSBR
Jabatan Perangkaan Malaysia melaksanakan Penyelidikan Penilaian Kualiti MSBR untuk mengumpul maklumat bagi mengemaskini pangkalan data Daftar Perangkaan.

OBJEKTIF EQIS
Objektif utama pelaksanaan adalah untuk mengumpul maklumat mengikut peruntukan di bawah Akta Perangkaan, 1965 (Disemak-1995). Menurut Akta ini, kandungan soal selidik yang dibekalkan adalah SULIT dan tidak boleh dibahagikan kepada sesapa atau mana-mana institusi di luar Jabatan ini.

PERANAN JABATAN
Jabatan memainkan peranan sebagai agensi utama dalam bidang perangkaan ke arah sistem maklumat yang bermutu, berorientasikan pengguna dan bertepatan masa untuk pembentukan dasar perancangan pembangunan dan pentadbiran negara.

HUBUNGI KAMI
Jabatan Perangkaan Malaysia
Blok 65, Kompleks C
Pusat Pentadbiran Kerajaan Persekutuan,
62514 Putrajaya
(M/P: Bahagian Metodologi dan Penyelidikan)
No Telefon : 03-88857144
No Faks : 03-88859245
Email : qa@stats.gov.my

PAPARAN TERBAIK
Paparan terbaik menggunakan Google Chrome, Mozilla Firefox dan Internet Explorer 9.0+ dengan resolusi 1366/768 atau yang lebih tinggi.

PAUTAN RINGKAS

Jabatan Perangkaan Malaysia © copyrights 2016

Objektif Utama
Mengumpul senarai syarikat / pertiagaan / kopinya / perniagaan / pertubuhan dan latihan keteknikan yang menjalankan peribadi aktiviti ekonomi di Malaysia dan berstatus dengan pejabat agensi kementerian/wasta serta badan berketuan di Malaysia.

Misi
Memastikan senarai terkini senarai perniagaan/baru dan maklumat dan lengkap terdapat yang berkaitan syarikat/perniagaan yang beroperasi di Malaysia.

Visi
Memudahkan agensi berkaitan menyeluruhkan maklumat kepada Jabatan Perangkaan Malaysia (DOSM) secara atas talian.

Tujuan
Maklumat tersebut digunakan bagi tujuan membuat perancangan dan penggabungan dasar serta bagi pengiraan dan analisis ekonomi oleh kerajaan, penyedia dan pengguna lain.

BORANG KAWALAN OPERASI TUISYARAN

ALAMAT BARU / PERUBAHAN ALAMAT

MAKLUMAT LALUAN

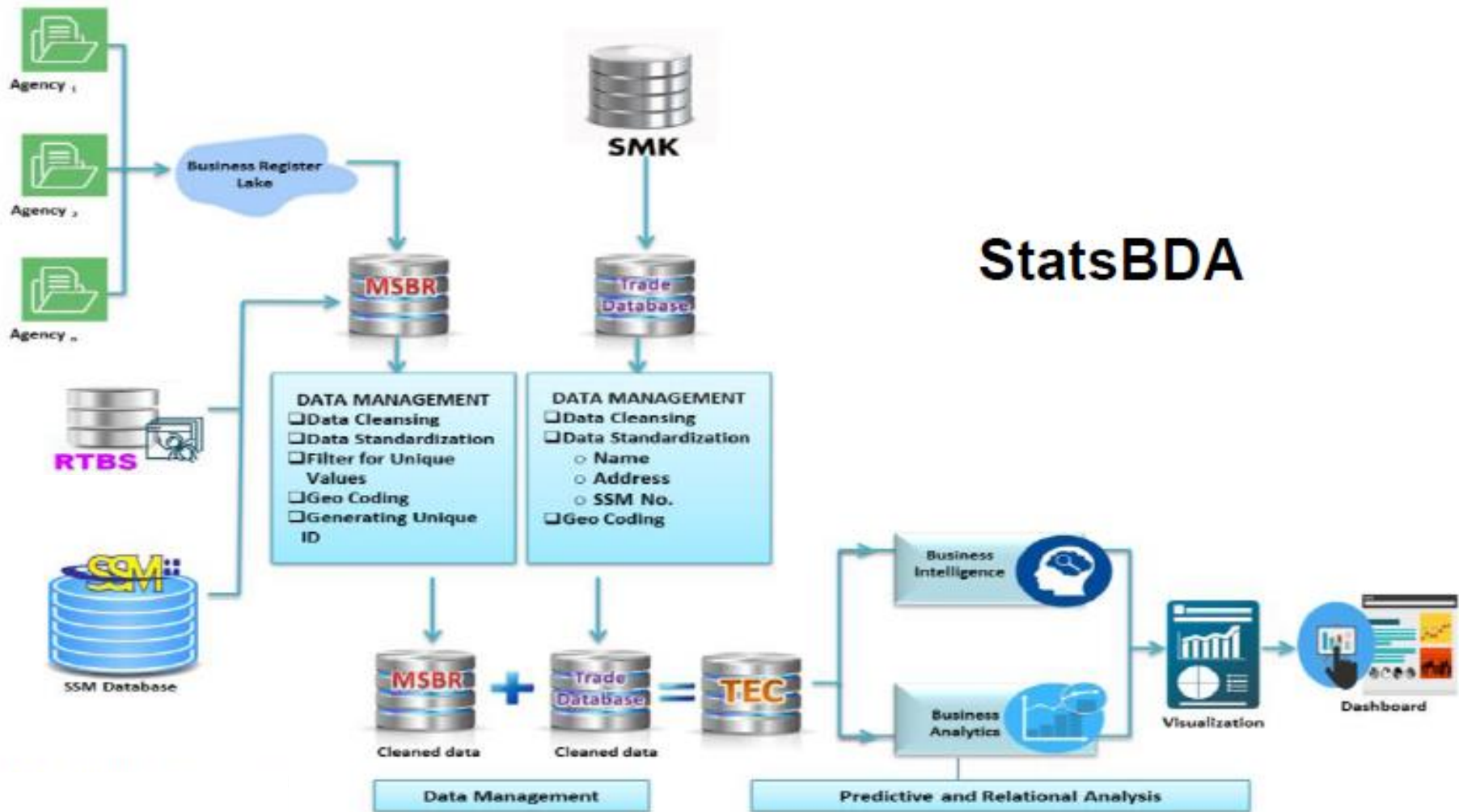
MAKLUMAT LALUAN	MAKLUMAT LALUAN	MAKLUMAT LALUAN
MAKLUMAT LALUAN	MAKLUMAT LALUAN	MAKLUMAT LALUAN
MAKLUMAT LALUAN	MAKLUMAT LALUAN	MAKLUMAT LALUAN
MAKLUMAT LALUAN	MAKLUMAT LALUAN	MAKLUMAT LALUAN

PENGUNA DALAM TALIAN
bilik Perfor 60768 atau

Jabatan Perangkaan Malaysia © copyrights 2017

Starting from 2018 this survey will conduct online replacing sending the questionnaire by mail

Trade by Enterprise Characteristics (TEC)



Trade & MSBR Data



Trade Database

- ~1m records
- ~11 files with different column names
- ~80 columns

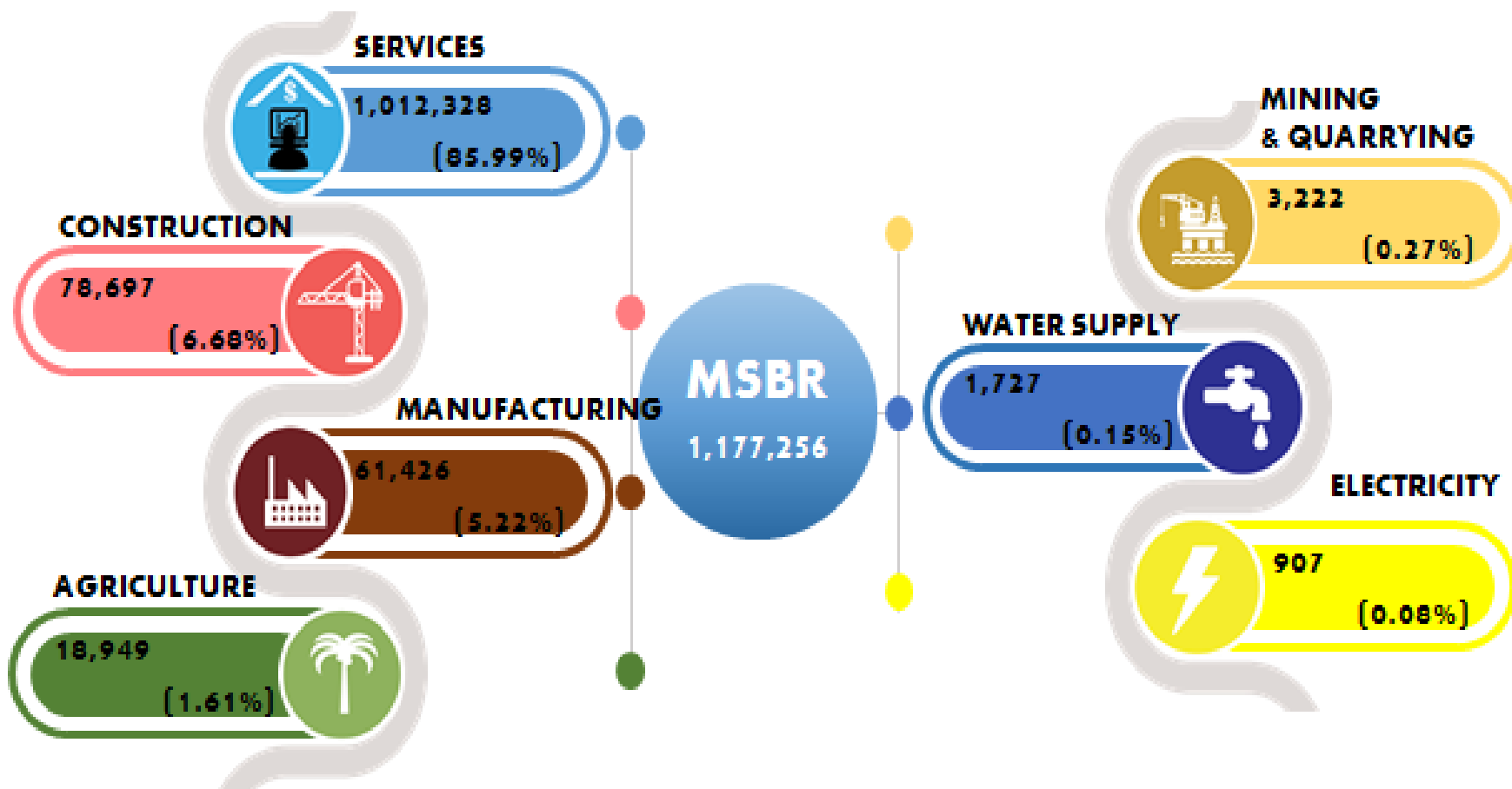


MSBR

- ~3m records
- ~2 files
- ~200 columns
- Size: ~4.32 GB

MSBR AT A GLANCE

ACTIVE ESTABLISHMENT BY SECTOR APRIL 2018



8,358
(0.71%)

59,474
(5.05%)

85,137
(7.23%)

51,820
(4.40%)

37,320
(3.17%)

86,249
(7.33%)

44,440
(3.77%)

246,607
(20.95%)

190,372
(16.17%)

1,596
(0.14%)

40,100
(3.41%)

41,053
(3.49%)

127,088
(10.88%)

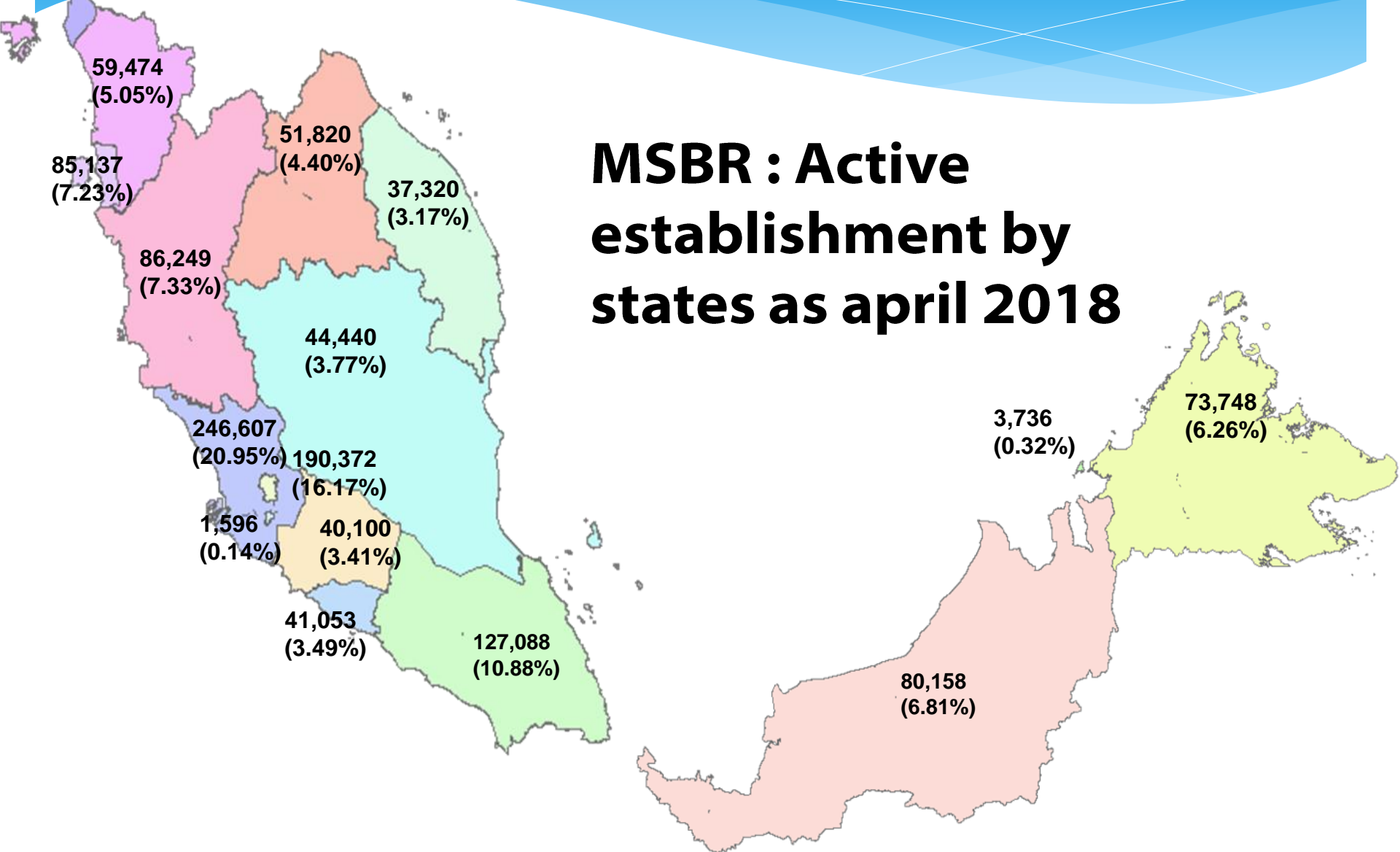
MSBR : Active establishment by states as april 2018

3,736
(0.32%)

73,748
(6.26%)


80,158
(6.81%)

active :1,177,256



Q&A

TERIMA KASIH



62nd
ISI World
Statistics
Congress

ISI 2019
Kuala Lumpur

Welcoming 62nd ISI WORLD STATISTICS CONGRESS 2019



18 - 23 OGOS 2019 | KUALA LUMPUR