



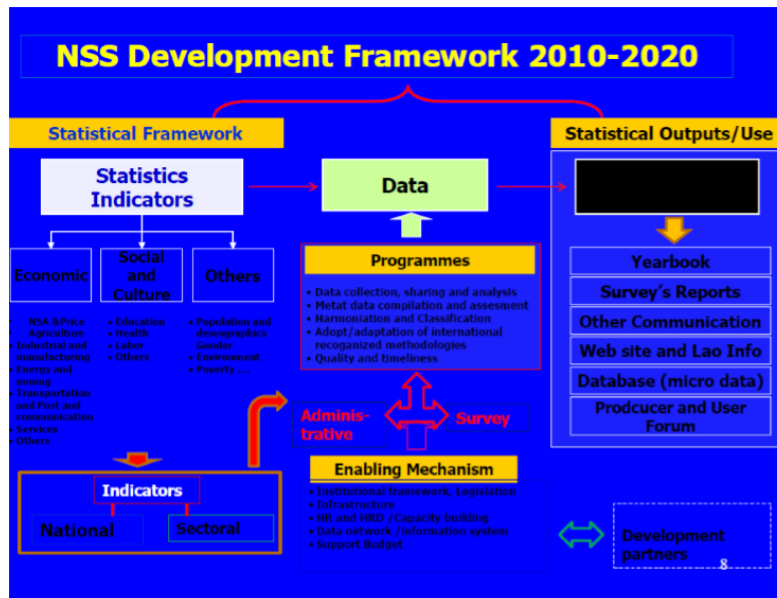
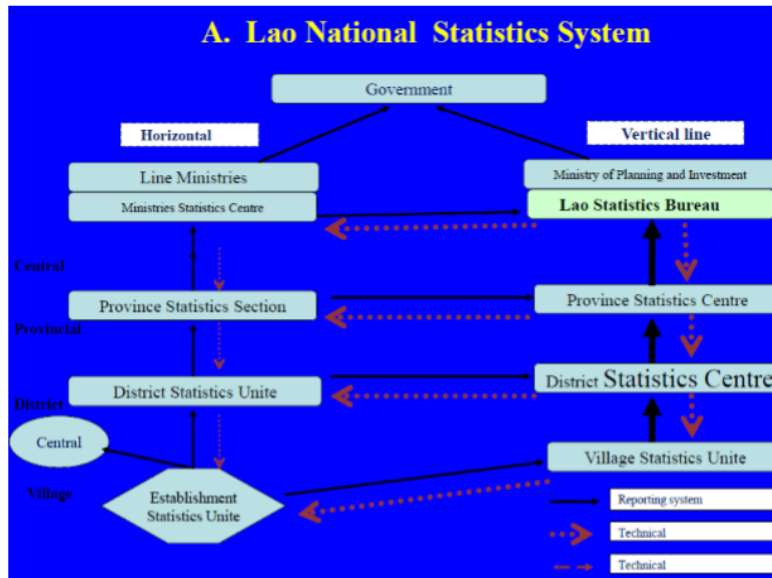
**The Regional Training Course on  
Communication and Advocacy for  
Agricultural Statistics on 27 June to  
1 July 2016**

*Present By :Mr. Sengphachan  
Khounthikoummane, Center for Agricultural  
Statistics of Department of Planning and  
Cooperation MAF  
And Lao Statistics Bureau*

## Outline

- I. Lao National Statistics System
- II. Situation on the Agricultural Statistics in Lao PDR
- III. MAF' s Organization Structure
- IV. Procedure data collection on Reporting System
  1. Items of Statistics Year Book
  2. Public relation
- V. Survey and Census
- VI. Agricultural Statistics Legislation
- VII. Constraint of Data Collect System
- VIII. VIII. Future Plan for Improving Data Collection

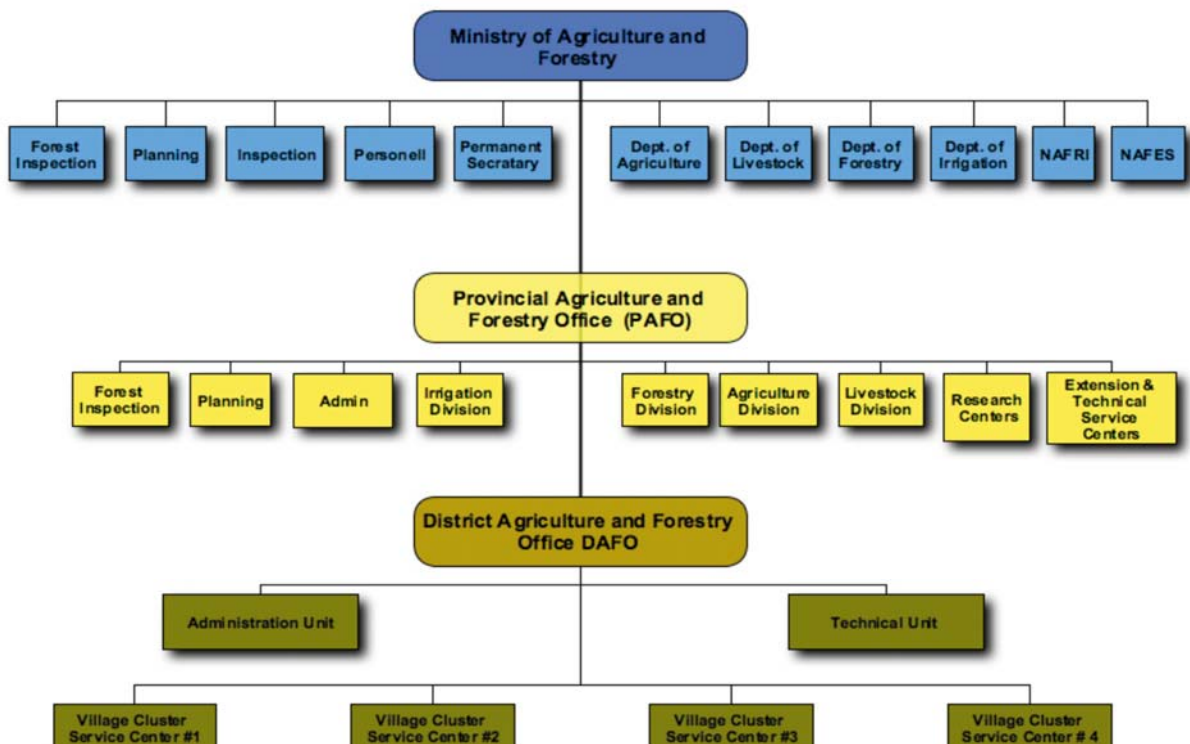
# I. Lao National Statistics System



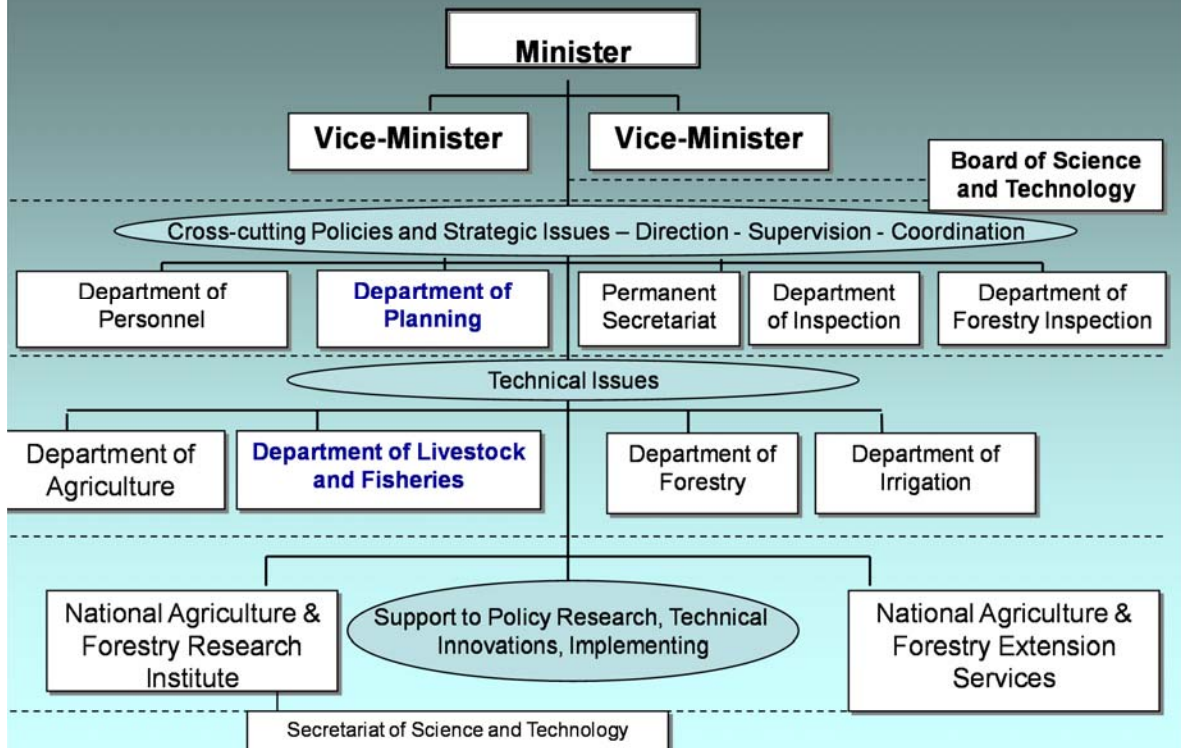
## II. General Situation on the Agricultural Statistics in Lao PDR

- Ministry of Agriculture and Forestry (MAF) is the major supplier and, at the same time, the consumer of agricultural statistics. Within MAF, different departments are responsible for statistical undertakings of the ministry, namely, four (4) technical departments and the Department of Planning (DOPC) as the overall coordinator of the ministry's statistics.
- Department Concern collects and compiles data on Various sources and prepares monthly and seasonal reports based on information received from provincial and district offices and Supply Agricultural Statistics data to Center for Agricultural Statistics, DOPC, MAF.

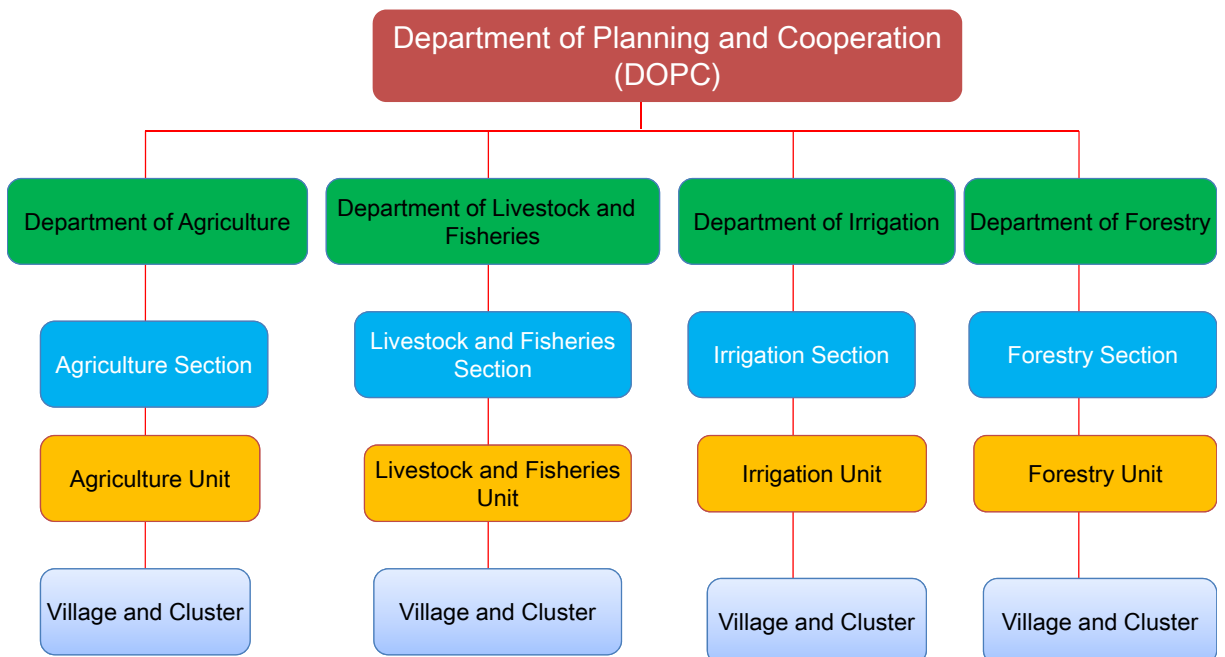
## III. MAF's Organization Structure



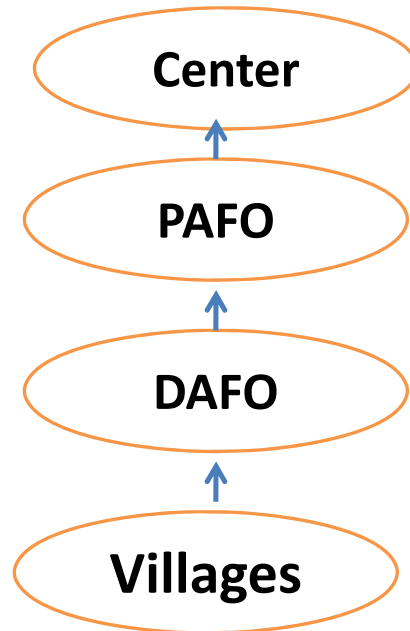
# Line Departments



## Flow charge of collection data



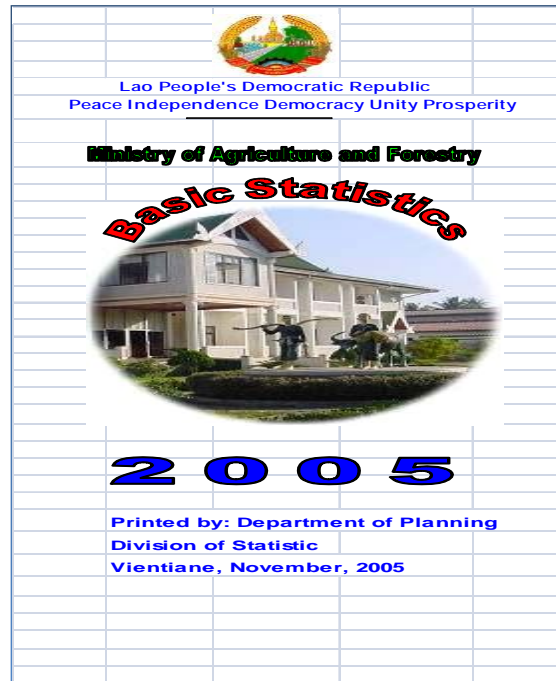

## IV. Procedure data collection on Reporting System



### 1. Items of Statistics Year Book

1. Crop Data (27 Item of Production, yield and harvested Area)
2. Livestock
3. Irrigation
4. Forestry
5. Meteorology
6. Others

# 2. Public relation



<http://www.maf.gov.la>




<http://dop.maf.gov.la>



<http://afsis.oae.go.th>

<http://www.faoap-apcas.org.la>









## V. Survey and Census

- Crop Cutting Survey 2007-2009  
3 targets Provinces(Vientiane Capital, Laung Phabang and Savannakhet) and Other Surveys
- Lao Agricultural Census:  
First 1998/99  
Second 2010/11  
The census had three components:
  - Village component: a survey of all villages in the country to collect data from village heads on rural infrastructure and services.
  - Household component: a survey of all private households in Lao PDR to collect basic data on crops and livestock.
  - Sample farm household component: a sample survey of 41,660 farm households to collect detailed data on agricultural activities

## Some typical items included in agricultural censuses


- Main purpose of production
- Area of holding
- Land use
- Land tenure
- Area of each type of temporary crop grown
- Area of each type of permanent crop
- Area irrigated
- Use of fertilizers and pesticides.
- Use and ownership of farm machinery.
- Access to credit
- Number of each type of livestock
- Age-sex structure of livestock
- Presence of aquacultural facilities.
- Farm population by sex and age
- Work done by farm population.
- Sex and age of holder (the person who manages the farm)
- Forestry activities <sup>15</sup>





## VI. Agricultural Statistics Legislation

1. Decision of the Minister of Agriculture and forestry on Production, Management and Publication of Agricultural Statistics, Issue No. 2865/MAF, Date 10<sup>th</sup> September 2014.
2. Action Plan for improving Agricultural and Rural Statistics Lao PDR 2013-2020
3. **Draft STRATEGIC PLAN FOR AGRICULTURAL AND RURAL STATISTICS (SPARS)**



## VII. Constraint of Data Collect System

1. Problem of Statistics Data
  - 1.1. Reliability
  - 1.2. Accuracy
  - 1.3. Timeliness
  - 1.4. Transparency
  - 1.5. Availability
  - 1.6. Analysis and dissemination

### 1.1. Reliability

Present situation of the agricultural statistics is not satisfactory for the users. The mechanism and procedure of data collection is not systemized in terms of accuracy, quickness, and transparency.

### 1.2. Accuracy

Statistical data are collected by staff of Districts through the interview with heads of villages and villagers. There is no uniformity in concept of the data collection. No one knows how a head of village collects the data, therefore no one can tell the data are accurate or not. No one can evaluate the errors of the data.

### 1.3. Timeliness

- Wide dissemination of the data in a timely manner benefits users greatly.
- “Agricultural Statistics, Year Book” is the only Statistics published every year by the Ministry. Users have to wait until the Year book is published. For instance, you have to wait for getting data of dry season rice in 2008 until June 2009.

### 1.4. Transparency

Users cannot get the information on the way in which the data are collected, so users do not get the idea of how much they can rely on the data or the limitation of using the data.

## 1.5. Availability

- The data published by MAF is limited. “Agricultural Statistics, Year Book” is the only Statistics published every year by the Ministry.
- Users often cannot find the data they want, because items in the year book have not been revised according to the demand from policy makers.

## 1.6. Analysis and dissemination

- The data published by MAF is limited. “Agricultural Statistics, Year Book” is the only Statistics published every year by the Ministry.
- Important data such as production of major crops, early estimation of rice production are not released to the public as soon as the data become available.

# VIII. Future Plan for Improving Data Collection

- **Draft STRATEGIC PLAN FOR AGRICULTURAL AND RURAL STATISTICS (SPARS)**

## 1. Providing data that reflect demand from policy makers

- Range of data is revised according to the demand from policy makers.
- MAF provides the data such as supply and demand of products, agricultural resources, natural resources, economic activities of farmers, prices and marketing and so on.

## 2. Improving accuracy of data

- The methodologies of statistics surveys for major products are improved to attain certain level of accuracy.

## 3. Providing data in timely manners

- The data of major products are made public within a few months after harvesting.
- The data of price are available within a few days.
- Statistics data forwarding system is established and improved.
- The methodology of early estimate of crop productions is improved to monitor the situation of supply and demand of major crops in the year.

## 4. Analyzing data, disseminating the results in a transparent way

- The data are analyzed to meet the demand of policy makers.
- The data and the results of analysis are made public through not only annual report but also monthly report, press release, Internet and so on.

## 5. Improving the capacity of human resources and the organization

- The capacity of central government as to analyze the data, forecast production and publish the results and lead the local governments is improved.
- The capacity of the local governments is improved.
- The organization is improved to conduct agricultural activities in accordance with the strategy.

ຂໍຂອບໃຈ  
THANKS

