

# Meeting New Expectations of Users

## A New Framework for Development of Japanese Official Statistics

The Management Seminar for the Heads of National Statistical Offices  
SIAP in Chiba, Japan  
7-8 December 2011

**Shunsuke Kimura**  
Director for International Statistical Affairs  
Office of Director-General for Policy Planning



# Contents

## 1. Overview

- About Japan's statistical system
- Full revision and enforcement of the Statistics Act
- A New Framework for Development of Japanese Official Statistics

## 2. Legal Phase (Elements of a new framework)

- Statistics Act, Master Plan, and Follow-up scheme

## 3. Technical Phase (e-Stat ; website)

## 4. **Conclusion** (For meeting new expectations of Users )

- Three Key Points
- Immediate targets

# 1. Overview — About Japan's statistical system

## ◆ Japan's statistical system is "the decentralized one".

- The Statistics Bureau:  
The role of the principal statistical organization
- The other relevant government organizations:  
Production of statistics necessary for the execution of their jurisdiction



### ○ <Advantage>

- Administration-based statistics are promptly produced.

### × <Disadvantage>

- This system has the possibility of
  - *statistical surveys overlapping*
  - *required statistics not produced on a whole governmental basis*



*"Abuse of stove-pipe data producers"*

# 1. Overview — Full revision and enforcement of the Statistics Act

- ✓ Mar. 2007 Full revision of the Statistics Act
- ✓ Apr. 2009 Full enforcement of the New Statistics Act

*To redeem the disadvantage of the decentralized system*

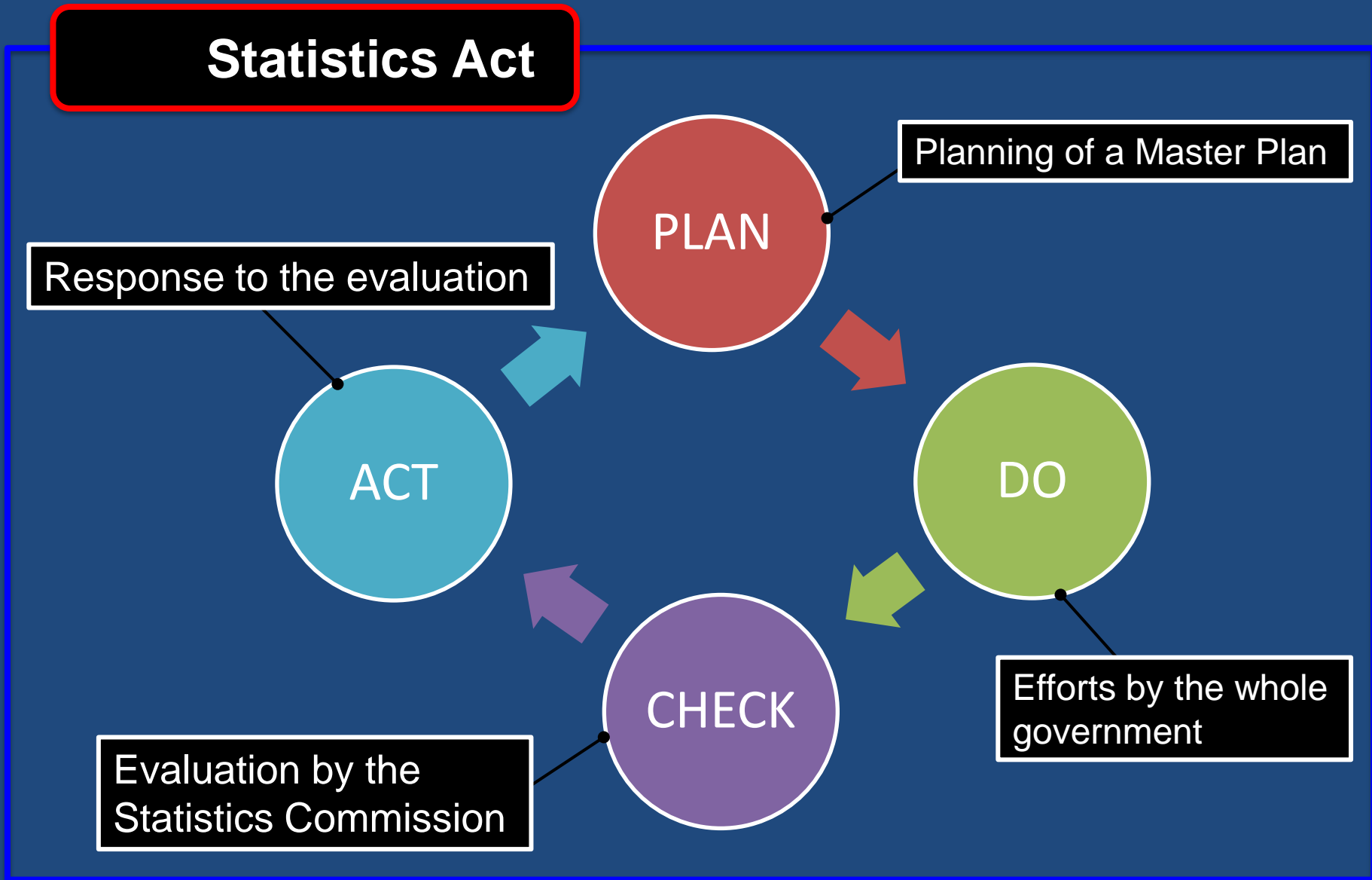
## ◆ Establishment of the Master Plan

- *To be established through the consensus of all the ministers (**Cabinet Decision**).*
- *To promote comprehensive and systematic development*

## ◆ “Follow-up scheme”

- *To evaluate the progress of **the Master Plan***
- *To give advice to each statistical organization in the government from **the Statistics Commission***

# 1. Overview — A New Framework for Development of Japanese Official Statistics



## 2. Elements of a new framework – Statistics Act

### Characteristics of the New Statistics Act

#### ◆ Purpose of the Act

- To contribute to
  - Sound development of the national economy
  - Enhancement of the living standards

#### ◆ Fundamental principles

- Including provisions of
  - development
  - production
  - quality of official statistics
- Fully compatible with
  - “*Fundamental Principles of Official Statistics*” by the UN Statistical Commission in 1994

## 2. Elements of a new framework – Statistics Act

- ◆ Purpose of the Act
- ◆ Fundamental principles



The following provisions provided

- Development of *the Master Plan*
- Appropriate management and confidentiality protection of individual records
- Promotion of effective use of statistical data
- Follow-up scheme by *the Statistics Commission*

## 2. Elements of a new framework – *Master Plan*

### (1) Background

#### ◆ **Japan's statistical system is the decentralized one.**

<Disadvantage>

- Statistical surveys overlapping
- Required statistics not produced on a whole governmental basis

#### ◆ **Scheme of scrutiny and approval of statistical surveys by MIC; the old Act**



- ▪ Eliminating duplication of statistics
- × ▪ Filling the gap of statistics
- × ▪ Achieving coordination among government organizations




## 2. Elements of a new framework – *Master Plan*

### (2) Planning of *the Master Plan*

#### **Five-year Master Plan**

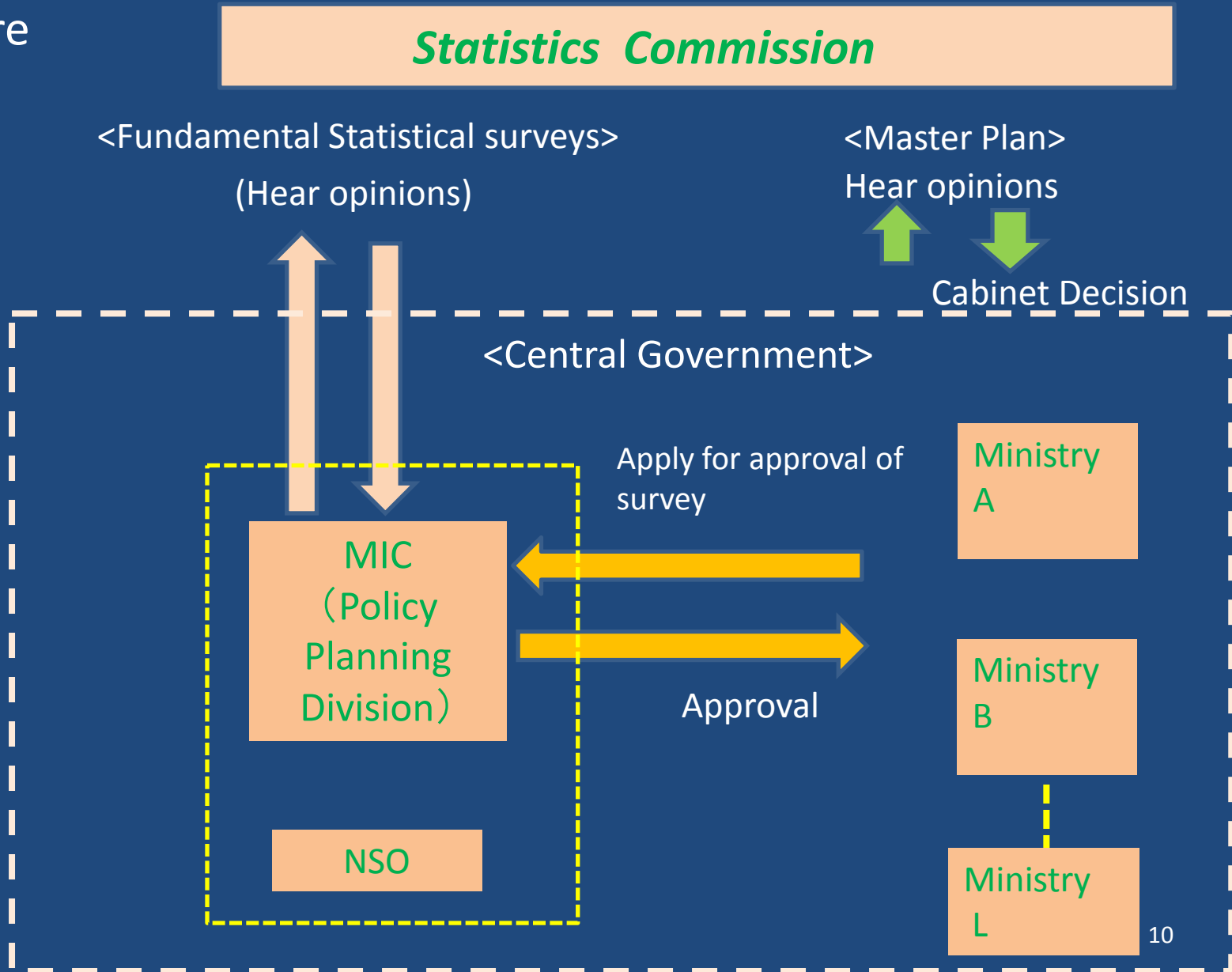
- ◆ To be established through the consensus of all the ministers (Cabinet Decision).
- ◆ To promote comprehensive and systematic development



- ◆ *Effective for the development and promotion of*
  - *new statistics which meet social and economic demands*
  - *usability of statistics by unifying concepts and definitions*

## 2. Elements of a new framework – *Master Plan*

### (3) Structure



## 2. Elements of a new framework – *Master Plan*

### (4) Characteristics

I Decentralized type

II “*Teamwork*” among agencies

- Independence for each survey
- Solidarity for cross-cutting issues
- Key devices ; Master Plan (*Cabinet Decision*)

© If we can successfully make progress




## 2. Elements of a new framework – *Master Plan*

### ◆ Under the New Statistics Act

Old Scheme  
(Scrutiny and Approval)

+

*Master Plan*



*“Information Service” provider*

*New expectations of Users ;*

*Comprehensiveness, Flexibility, Unification, Effectiveness*

## 2. Elements of a new framework – Master Plan

### (5) Specific examples of the Master Plan and the Progress

① About ***tourism statistics***

→ In Japan, insufficient or delayed.

② About ***the Production Dynamics survey***

→ Implemented separately by each of the four government organizations



### ◆ Provisions of the Master Plan

① Measures to enrich these fields specifically

→ *Government organizations in charge can work on their development more effectively*

→ ***Tourism satellite account in April, 2011***

② Measures to develop comprehensive statistics by unifying the survey items, terminology and definitions


→ ***Four government organizations working together***

 ***Now, steadily promoted and implemented***

## 2. Elements of a new framework – *PDCA Cycle*

### **PDCA Cycle (Follow - up scheme)**

- ◆ The Ministry of Internal Affairs and Communications (MIC)
  - puts together the enforcement status of the Act
  - reports to *the Statistics Commission*
- ◆ *The Statistics Commission*
  - can evaluate the progress
  - can give advice to each statistical organization if needed



In Sep. 2010, *the Statistics Commission* advised and recommended

- to improve ***the System of National Accounts (SNA)***
- to strengthen the efforts to establish ***the business register.***

### 3. Technical Phase ; E-Stat (Website)

## Efforts for Optimization of Statistical Survey Operation

On March 31, 2006, the conference of Ministerial Chief Information Officers (CIO) adopted an action plan known as **“The Optimization Plan of Business Processes and Systems of Statistical Surveys and Related Work of Official Statistics”**.

### Inter-ministerial reform of ICT operations

#### ■ Integration of information systems of ministries (Development of a common system shared by ministries)

Information systems which have been developed and operated individually by each ministry were decided to be integrated into a common system shared by the ministries (Developed in FY2006 – 2007, full-scale operation from FY2008)

#### ■ Shared control of sample universe and sampling

Control of sample universe information for various statistical surveys targeted at establishments and enterprises and development of a common base for sampling.

#### ■ Promotion of statistical survey online applications

Parallel use with current survey methods or gradual replacement by online survey.

#### ■ Realization of one-stop service to utilize statistics

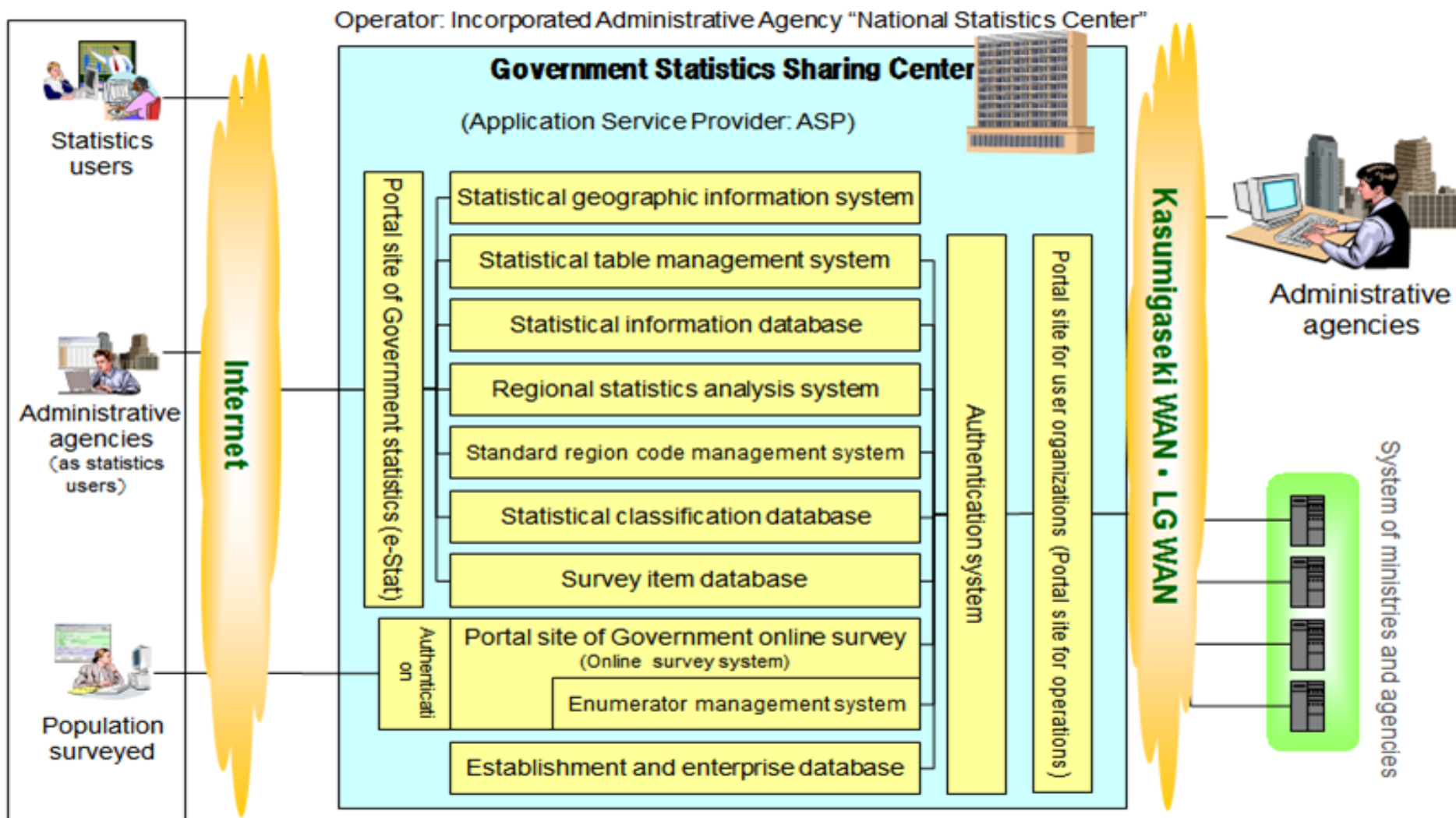
Through standardization of configuration of ministries' Web sites and terminology, aimed at realization of integrated one-stop service to utilize statistics.

#### ■ Simplification and rationalization of operations

Common operation procedures, unification and centralization, standardization of information processed, utilization of external resources (further review will be required based on the process of market testing and outsourcing to private sector) are promoted.

# 3. Technical Phase ; E-Stat (Website)

## Outline of Inter-Ministry Information System for Official Statistics



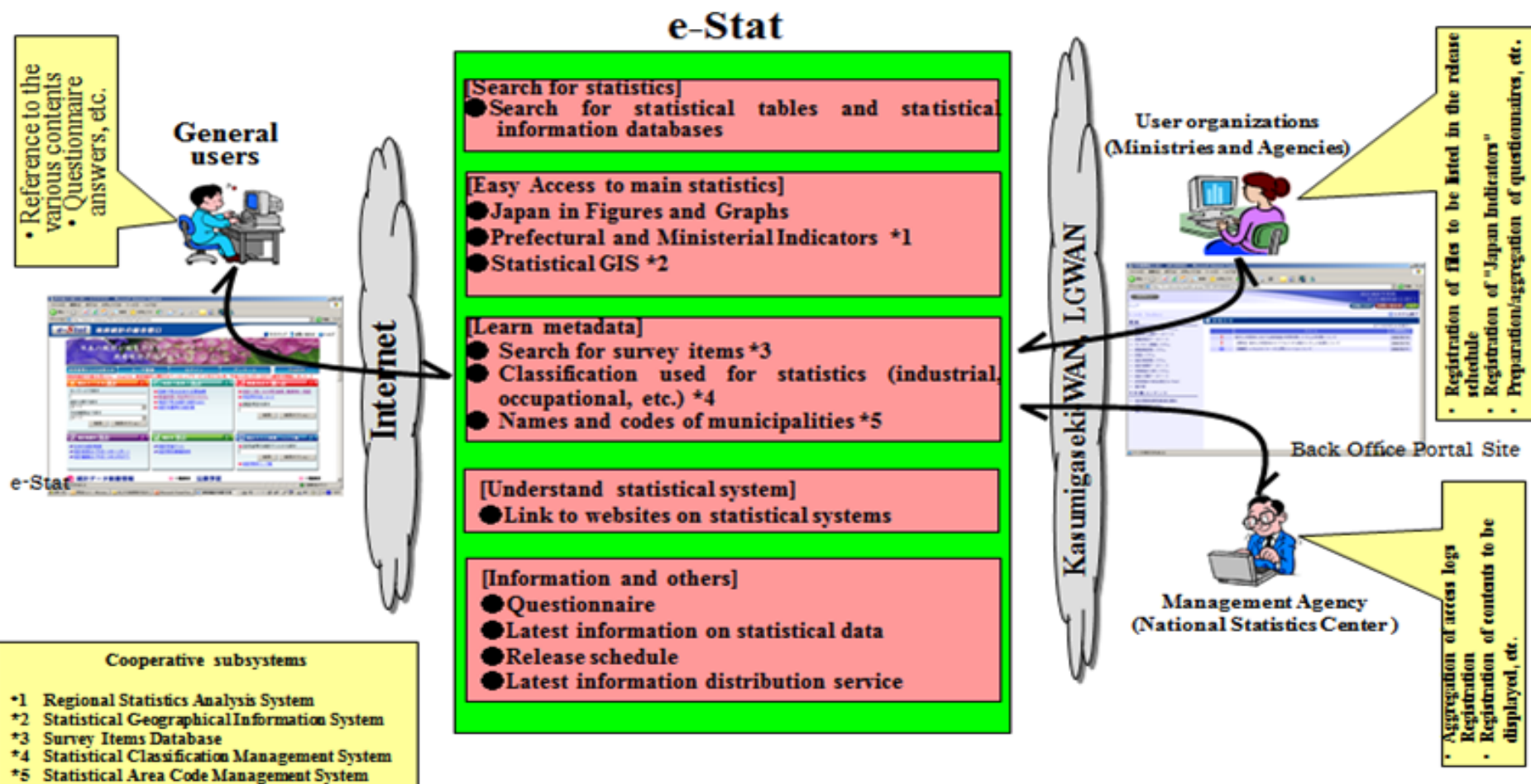
※ ASP : Enterprises which provide user organizations with business information systems through network



# 3. Technical Phase ; E-Stat (Website)

## Outline of e-Stat

A portal site that organically connects The Inter-Ministry Information System for Official Statistics and the statistics-related websites of government ministries and agencies to realize a one-stop service for information on official statistics



### 3. Technical Phase ; E-Stat (Website)

## Main Functions provided through e-Stat

Data retrieval

Retrieval of the statistical files registered in the system for the management of statistical tables and the database tables registered in the database system for statistical information.

List of statistics-related links

Display of links to websites on statistics and display of links to the homepages of government ministries and agencies and websites on statistics through the "sitemap for government statistics." The "sitemap for government statistics" shall be automatically made from the master used in the system for the management of statistical tables and shall be changeable from time to time. Regarding links to outside websites, checks for dead links will be conducted regularly. If there are any dead links, the management organization will be notified by e-mail.

Release schedule

Regular collection of release schedules of government statistics to be published in government ministries and agencies' statistics-related websites. Provision of information on them in the form of a list and retrieval service, together with information on the release schedules registered by the management organization

Latest information on statistical data

Display of the latest information on government ministries and agencies' statistical surveys and the information on corrections by date or by government ministry or agency

Latest information distribution service

Provision of a distribution service for the latest information by two means: e-mail and RSS reader

Questionnaire function

User organizations' and the management organization's conduct of questionnaire surveys through the portal site for government statistics

User authentication function

Login authentication of the users of the portal site for government statistics

My page function

Provision to each registered user of the function to have his or her own page that shows the statistics designated beforehand concerning data retrieval, the latest information on statistical data, release schedules, and Japan Indicators

Accessibility function

Provision of a letter magnification function, voicing function, color change function, and pronunciation function to improve accessibility

Help

Establishment of a menu concerning the way of using e-Stat and an outline of the various contents; explanation of them by the use of animation, voice, etc.; and provision of a help function to the general users of the system for joint use among government ministries and agencies

Inquiry

Provision of a function to make inquiries by e-mail as to how to use e-Stat and where to find statistical information



### 3. Technical Phase ; E-Stat (Website)

## Illustration of e-Stat

<http://www.e-stat.go.jp/SG1/estat/eStatTopPortalE.do>

**e-Stat**

Portal Site of Official Statistics of Japan

Your primary source for  
Japanese official statistics

Information from Ministries

Registration

Login

Quick poll

Japanese

**Search for statistics** ?

Enter Keyword

Select Theme  
All

Select Ministry  
All

**Easy Access to main statistics** ?

- Japan in Figures and Graphs
- Main Economic and Financial Statistics (IMF SDDS Site)
- Statistical Compendia
- Regional Statistics
- Thematic Map (Japanese only)

**Learn metadata** ?

- Statistical Classifications (Industry, Occupation, etc.) (Japanese only)
- Statistical Area Code (Japanese only)
- Survey Item Database (Japanese only)

**Understand statistical system** ?

- Statistical System in Japan
- Guide to Official Statistics in Japan
- Statistics Commission (Japanese only)

**Study statistics** ?

- Study Statistics (Japanese only)
- Statistical Library Online Catalog (Japanese only)

**Further resources** ?

- Search Statistics Websites of Ministries

- Related Links

**NEW** What's New

Schedule of Release

## 4. Conclusion (For meeting new expectations of Users)

### I Three Key Points (For information service provider)

- (A) Highlight good points of “teamwork” frame through the Master Plan
- (B) PDCA Cycle ; Accumulating experiences
- (C) Pursuit the comprehensiveness of Data Dissemination (Technical Phase ; e-Stat)

### II Immediate targets

- ◇ Accomplish the goals set in the Master Plan by 2014 (About 170 principal items )
- ◇ International Comparison (Theory and Practice as to “information service provider”)

# *Thank you very much*

- These sheets were made based on the materials by Mr. Hirotaka Kato and the Statistical Information Systems Division, Statistics Bureau in MIC.