



ජනලේඛන හා සංඛ්‍යාලේඛන දෙපාර්තමේන්තුව - ශ්‍රී ලංකාව  
தொகைமதிப்பு புள்ளிவிபரத் திணைக்களம் - இலங்கை  
DEPARTMENT OF CENSUS AND STATISTICS - SRI LANKA




## *Focus on action & related commitment by whole-of- government on SDG*

Mrs. I.R. Bandara  
Additional Director General  
Department of Census and Statistics  
Sri Lanka



ජනලේඛන හා සංඛ්‍යාලේඛන දෙපාර්තමේන්තුව - ශ්‍රී ලංකාව  
தொகைமதிப்பு புள்ளிவிபரத் திணைக்களம் - இலங்கை  
DEPARTMENT OF CENSUS AND STATISTICS - SRI LANKA



Department of Census and Statistics  
Sri Lanka



### Vision

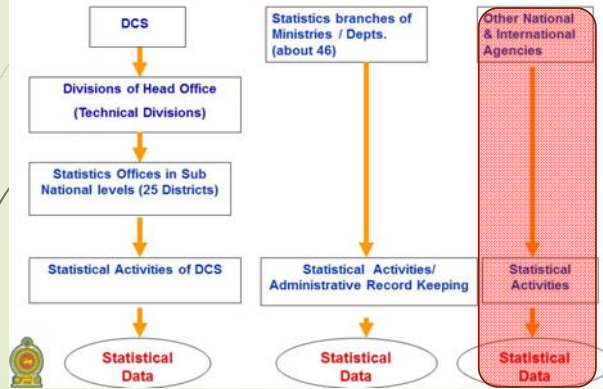
To be the leader in the region in producing timely statistical information to achieve the country's development goals.

### Mission

Making contribution to the socio economic development of the country by providing accurate timely statistics, more effectively by means of new technology, and utilizing the services of dedicated staff under a strategic leadership to become a prosperous nation in the globalized environment.



### National Statistical System (NSS)



In Sri Lanka, What we have is a **National Statistical System (NSS)**

The NSS consists of **all statistics-producing entities** functioning under the direct responsibility of the government of a country



### DCS Classification of SDG indicators for Sri Lanka

Tier	Description
1	Data already compiled by the DCS
2	Data could be made available by adding new modules into ongoing censuses, surveys etc
3	Data are available with other institutions of the NSS
4	Data could be made available through other institutions of the NSS
5	Monitored at regional or global level
6	Not relevant to Sri Lanka



## Availability of data for SDG indicators for Sri Lanka

Tier	Classification	Indicators	
		Number	Percent
1	Already compiled by the DCS	45	18.4
2	To be compiled by the DCS	25	10.3
3/4	Available with or to be compiled by other institutions in the NSS	136	55.7
5	Regional/Global Indicators	35	14.3
6	Not relevant to Sri Lanka	3	1.2
	<b>Total</b>	<b>244</b>	<b>100</b>



## Home page

The sub website on SDG can be accessed through the DCS website:  
[www.statistics.gov.lk](http://www.statistics.gov.lk)






ජනලේඛන හා සංඛ්‍යාලේඛන දෙපාර්තමේන්තුව - ශ්‍රී ලංකාව  
 தொகைமதிப்பு புள்ளிவிபரத் திணைக்களம் - இலங்கை  
 DEPARTMENT OF CENSUS AND STATISTICS - SRI LANKA



*Launched  
 the  
 publication on*

**"Status of  
 Sustainable  
 Development Goals  
 Indicators in Sri  
 Lanka: 2017"**



ජනලේඛන හා සංඛ්‍යාලේඛන දෙපාර්තමේන්තුව - ශ්‍රී ලංකාව  
 தொகைமதிப்பு புள்ளிவிபரத் திணைக்களம் - இலங்கை  
 DEPARTMENT OF CENSUS AND STATISTICS - SRI LANKA



**Leave No Sri Lankan Behind**



*Launched  
 website  
 on*

**"Sustainable  
 Development Goals in Sri  
 Lanka"**



ජනලේඛන හා සංඛ්‍යාලේඛන දෙපාර්තමේන්තුව - ශ්‍රී ලංකාව  
 தொகைமதிப்பு புள்ளிவிபரத் திணைக்களம் - இலங்கை  
 DEPARTMENT OF CENSUS AND STATISTICS - SRI LANKA



Side bar Pages

- HOME
- SDG GOALS
- TARGET
- SDG INDICATORS
- DCS BASELINE DATA
- TIER SYSTEM
  - 1. UN tier classification
  - 2. DCS Tier classification
- INDICATOR FRAMEWORK
- DEFINITIONS

List of goals can be viewed here

The screenshot shows the 'SDG Goals' page on the Department of Census and Statistics website. It features a list of 17 Sustainable Development Goals (SDG 01 to SDG 17) with brief descriptions for each. The page is titled 'SUSTAINABLE DEVELOPMENT GOALS SRI LANKA' and includes navigation links for HOME, SDG GOALS, TARGET, SDG INDICATORS, DCS BASELINE DATA, and TIER SYSTEM.



ජනලේඛන හා සංඛ්‍යාලේඛන දෙපාර්තමේන්තුව - ශ්‍රී ලංකාව  
 தொகைமதிப்பு புள்ளிவிபரத் திணைக்களம் - இலங்கை  
 DEPARTMENT OF CENSUS AND STATISTICS - SRI LANKA



Side bar Pages

- HOME
- SDG GOALS
- TARGET
- SDG INDICATORS
- DCS BASELINE DATA
- TIER SYSTEM
  - 1. UN
  - 2. DCS
- INDICATOR FRAMEWORK
- DEFINITIONS

Baseline data if available can be viewed here

Goal/Target/Indicator/Level of Disaggregation	Baseline	DCS		Source, Agency of	Frequency updating
	Tier	Unit/Value	Year		
<b>Goal 1. End poverty in all its forms everywhere</b>					
Target: 1.1 By 2030, eradicate extreme poverty for all people everywhere, currently measured as people living on less than \$1.25 a day					
1.1.1 Proportion of population below the international poverty line, by sex, age, employment status and geographical location (urban/rural)					
Total		%	1.9	2012/13	HIES, DCS & WB In 3 years
Sex					
Male		%	2.0	2012/13	HIES, DCS & WB In 3 years
Female		%	1.9		
Age					
0-4		%	2.5		
5-14		%	2.7		
15-24		%	2.2	2012/13	HIES, DCS & WB In 3 years
25-59		%	1.6		
18 or above		%	1.6		
Below 18		%	2.6		
Employment status					
Total		%	1.6	2012/13	HIES, DCS & WB In 3 years
Paid employee (Govt employee, Semi-govt. employee, Private employee)		%	1.8		
Non-paid employee		%	1.6	2012/13	HIES, DCS & WB In 3 years
Self-employed		%	1.2		
Employer		%	0.0		
Geographic location (urban/rural)					
Urban		%	0.3	2012/13	HIES, DCS & WB In 3 years
Rural		%	2.3		
Source					
Classification					



Side bar Pages

- HOME
- SDG GOALS
- TARGET
- SDG INDICATORS
- DCS BASELINE DATA
- TIER SYSTEM
  - 1.UN
  - 2.DCS
- INDICATOR FRAMEWORK
- DEFINITIONS

Baseline data if available can be viewed here

**DCS Tier Classification**

DCS developed a classification system for SDG Indicators for Sri Lanka based on the status of data available on SDG Indicators and the SDG indicator framework—depending on disaggregation levels of SDG Indicators. DCS Classification includes six categories. These categories are:

1. Indicators or proxy indicators for which data are already compiled by the DCS through ongoing censuses and surveys and administrative records.  
Click here for the list
2. Indicators or proxy indicators for which data to be compiled by adding new modules into ongoing censuses and surveys or through new surveys and special studies.  
Click here for the list
3. Indicators or proxy indicators for which data are available through other institutions of the National Statistical System or specific agencies.  
Click here for the list
4. Indicators or proxy indicators for which data to be compiled by other institutions of the National Statistical System or specific agencies.  
Click here for the list
5. SDG Indicators corresponding to regional or global levels.  
Click here for the list
6. SDG Indicators or disaggregation levels, which are not directly relevant to the Sri Lankan context.  
Click here for the list

According to DCS classification distribution of SDG indicators are as follows. This will be updated from time to time to incorporate data published by other institutions of the country.  
SDG indicators falling under each of those categories can be viewed here.

Code Classification	Number of Indicators	Percentage
1 Global indicators proxy indicators (disaggregation levels) for which data are already compiled by the DCS through ongoing censuses and surveys and administrative records.	46	19
2 Global indicator proxy indicators (disaggregation levels) for which data need to be compiled by adding new modules into ongoing censuses and surveys or through new surveys and special studies.	29	12
3 Global indicators proxy indicators (disaggregation levels) for which data are available through other institutions of the National Statistical System or specific agencies.	101	54
4 Global indicators proxy indicators (disaggregation levels) for which data could be compiled by other institutions of the National Statistical System or specific Agencies.	-	-
5 SDG Indicators corresponding to regional or global levels.	35	14
6 SDG Indicators or disaggregation levels, which are not directly relevant to the Sri Lankan context.	2	1



Side bar Pages

- HOME
- SDG GOALS
- TARGET
- SDG INDICATORS
- DCS BASELINE DATA
- TIER SYSTEM
  - 1.UN tier classification
  - 2.DCS Tier classification
- INDICATOR FRAMEWORK
- DEFINITIONS

Baseline data if available can be viewed here

**Indicator Framework**

A sound indicator framework will turn the SDGs and their targets into a management tool to help countries develop implementation strategies, allocate resources, as well as a report card to measure progress towards sustainable development, and help ensure the accountability of all stakeholders for achieving the 17 Goals. As of April 2017, there are 169 Targets and 244 SDG indicators between them. One use of this indicator framework is to show where the goals are being met and where they are not and focus our attention on the need for immediate action.

The global indicator framework was developed by the Inter-Agency and Expert Group on SDG Indicators (IAEG-SDG) and agreed upon, including refinements on several indicators, at the 48th session of the United Nations Statistical Commission held in March 2017. Indicator framework with additional details including DCS classification baseline data compiled by DCS and to be compiled by DCS can be viewed here. This will be updated from time to time as DCS receive data from other institutions.

Indicator framework in the form of Excel file can be downloaded from this page.

[Click here for Indicator Framework](#)





Side bar Pages

- HOME
- SDG GOALS
- TARGET
- SDG INDICATORS
- DCS BASELINE DATA
- TIER SYSTEM
  - 1.UN tier classification
  - 2.DCS Tier classification
- INDICATOR FRAMEWORK
- DEFINITIONS

All 244 indicators are listed here. Institutions of the NSS should fill information pertaining to the indicators

Sustainable Development Goals, Targets and Indicators, UN Tier Classification, DCS Classification, Baseline Data, Source of Data and Frequency of Updating of SDG Indicators by DCS

Goal/ Target/Indicator/ Level of Disaggregation	Tier	Baseline			DCS Classification	Source, Agency	Frequency of Updating
		Unit	Value	Year			
<b>Goal 1. End poverty in all its forms everywhere</b>							
<b>Target: 1.1 By 2030, eradicate extreme poverty for all people everywhere, currently measured as people living on less than \$1.25 a day</b>							
<b>Indicator 1.1.1 Proportion of population below the international poverty line, by sex, age, employment status and geographical location (urban/rural)</b>							
	1				1		
<b>Total</b>		%	1.9	2012/13		HIES, DCS & WB	In 3 years
<b>Sex</b>							
Male		%	2.0	2012/13		HIES, DCS & WB	In 3 years
Female		%	1.9				
<b>Age</b>							
0 - 4		%	2.5	2012/13		HIES, DCS & WB	In 3 years
5 - 14		%	2.7				



Side bar Pages

- HOME
- SDG GOALS
- TARGET
- SDG INDICATORS
- DCS BASELINE DATA
- TIER SYSTEM
  - 1.UN tier classification
  - 2.DCS Tier classification
- INDICATOR FRAMEWORK
- DEFINITIONS

Baseline data if available can be viewed here

**Target 1.1:**  
 By 2030, eradicate extreme poverty for all people everywhere, currently measured as people living on less than \$ 1.9 a day

**Indicator 1.1.1:**  
 Proportion of population below the international poverty line, by sex, age, employment status and geographic location (Urban/Rural) (Tier 1)

**UNSD Definition:**  
 The percentage of the population living on less than \$1.90 a day at 2011 international prices. The 'international poverty line' is currently set at \$1.90 a day at 2011 international prices. To measure poverty across countries consistently, the World Bank's international measures apply a common standard, anchored to what 'poverty' means in the world's poorest countries. The original '\$1-a-day' line was based on a compilation of national lines for only 22 developing countries, mostly from academic studies in the 1980s (Ravallion, et al., 1991). While this was the best that could be done at the time, the sample was hardly representative of developing countries even in the 1980s. Since then, national poverty lines have been developed for many other countries. Based on a new compilation of national lines for 75 developing countries, Ravallion, Chen and Sangraula (RCS) (2009) proposed a new international poverty line of \$1.25 a day. This is the average poverty line for the poorest 15 countries in their data set. The current extreme poverty line is set at \$1.90 a day in 2011 PPP terms, which represents the mean of the national poverty lines found in the same poorest 15 countries ranked by per capita consumption. The new poverty line maintains the same standard for extreme poverty - the poverty line typical of the poorest countries in the world - but updates it using the latest information on the cost of living in developing countries. When measuring international poverty of a country, the international poverty line at PPP is converted to local currencies in 2011 price and is then converted to the prices prevailing at the time of the relevant household survey using the best available Consumer Price Index (CPI). (Equivalently, the survey data on household consumption or income for the survey year are expressed in the prices of the CPI base year, and then converted to PPP \$'s.) Then the poverty rate is calculated from that survey. All inter-temporal comparisons are real, as assessed using the country-specific CPI. Interpolation/extrapolation methods are used to line up the survey-based estimates with these reference years.

**DCS Definition:**  
 Same as UNSD definition.



### Navigation bars

- About us
- Publications
- Database
- News
- Search

This is the SDG data repository. This database will be updated as data become available from Institutions of the National Statistical System.

Sustainable Development Goals Sri Lanka

Goal 1. End poverty in all its forms everywhere  
 Target 1.1 By 2030, eradicate extreme poverty for all people everywhere, currently measured as people living on less than \$1.25 a day

1.1.1 Proportion of population below the international poverty line, by sex, age, employment status and geographical location (urban/rural)

Disaggregation	Value	Unit	Period	Baseline
Total	1.9	%	2012-15	2012-15
Sex				
Male	2.0	%	2012-15	2012-15
Female	1.8	%	2012-15	2012-15
Age				
0-4	2.5	%	2012-15	2012-15
5-14	2.7	%	2012-15	2012-15
15-24	2.2	%	2012-15	2012-15
25-34	1.6	%	2012-15	2012-15
35-44	1.8	%	2012-15	2012-15
45-54	2.0	%	2012-15	2012-15
55-64	2.0	%	2012-15	2012-15
65 and above	1.6	%	2012-15	2012-15
Employment status				
Total	1.8	%	2012-15	2012-15
Not employed	1.8	%	2012-15	2012-15
Self-employed	1.8	%	2012-15	2012-15
Employed	0.9	%	2012-15	2012-15
Geographical location (Urban/Rural)				
Rural	2.3	%	2012-15	2012-15
Urban	0.9	%	2012-15	2012-15

## Support from the parliament

Established a separate Ministry for coordinating the activities of Sustainable Development Goals

Form a parliamentary selection committee to monitor the SDG goals with cluster members of the parliament, DCS members and UN organizations





## Functional legislative instrument to empower statistical offices and system to collect information from various entities

- Two acts Census ordinance and Statistical ordinance
- Combine these two ordinance and form one act including new amendments
- Will be completed soon
- Preparation of OSP with coordination of other organizations including other government organizations
- Provide statistical services to both government and private sector requirements
- Follow international standards
- Maintain confidentiality of the information
- Protection for the data collectors
- Penalty for persons and institutions for not providing information



## Institutional positioning of the statistical units in various Ministries/Departments of Governments

- Statistical staff attached to main Ministries and Departments and other government institutions
- Ministry of Education – Conducts annual school census
- Ministry of Health – Collects information through the administrative records through government hospitals (eIMMR) and other statistics
- Registrar General's Department – Collects information through administrative records (births, marriages and deaths records) – compile mid year population estimates
- Customs department – Collect and analyze Imports and export data
- Ministry of Labour – compile wage and hours of work statistics
- Ministry of Fisheries – Provides fisheries statistics including coastal and deep sea marine production, whole sale and retail fish prices and fish imports and exports



## Coordination mechanism of activities between DCS and other officers

- ▶ Demographic Committee
- ▶ Industry Committee
- ▶ Agriculture Committee
  
- ▶ Arrange meetings twice a year by the field management division of DCS
- ▶ Committee is headed by an Additional Director General of DCS



## A regular and dedicated structure in the Ministries to ensure regular flow of data and statistics for planning and policy making

- ▶ The statistics of these institutions will be sent to the publication division of the DCS and prepare Statistical Abstract and statistical pocket book for each year. Statistical data sheet also prepared by the publication division of DCS.



ජනලේඛන හා සංඛ්‍යාලේඛන දෙපාර්තමේන්තුව - ශ්‍රී ලංකාව  
தொகைமதிப்பு புள்ளிவிபரத் திணைக்களம் - இலங்கை  
DEPARTMENT OF CENSUS AND STATISTICS - SRI LANKA



## Support from the chief executives of the Ministries

- Statistics branches in each of the Ministries or Departments are functioned under the Secretary of each Ministry and they located in the planning units.
- Statistics produced by these branch officers will be published in bulletins or other publications by them.



ජනලේඛන හා සංඛ්‍යාලේඛන දෙපාර්තමේන්තුව - ශ්‍රී ලංකාව  
தொகைமதிப்பு புள்ளிவிபரத் திணைக்களம் - இலங்கை  
DEPARTMENT OF CENSUS AND STATISTICS - SRI LANKA



## Public and private partnership with private businesses, civil society and people at large

- DCS arrange stakeholder meetings to make awareness about the Censuses and surveys to discuss about the objectives and the questionnaire before pre testing.
- DCS will conduct various seminars for public and private organizations on Key findings of Censuses and Surveys.





ජනලේඛන හා සංඛ්‍යාලේඛන දෙපාර්තමේන්තුව - ශ්‍රී ලංකාව  
தொகைமதிப்பு புள்ளிவிபரத் திணைக்களம் - இலங்கை  
DEPARTMENT OF CENSUS AND STATISTICS - SRI LANKA



## Enhanced role of NSS in view of need for interaction with multiple stakeholders

- Use press releases, DCS web and participate in TV and Radio programs
- Maintain frequently ask questions section in the web
- Participate in various discussions with other stake holders
- Arrange user meetings before finalizing questionnaires
- Arrange dissemination seminars when launching new publications
- Reply for various data requirements and other queries
- Plan to conduct user satisfaction survey



ජනලේඛන හා සංඛ්‍යාලේඛන දෙපාර්තමේන්තුව - ශ්‍රී ලංකාව  
தொகைமதிப்பு புள்ளிவிபரத் திணைக்களம் - இலங்கை  
DEPARTMENT OF CENSUS AND STATISTICS - SRI LANKA



Thank You