



Department of Statistics  
M A L A Y S I A

# Role played by Chief Statisticians in communication of data and improved statistical literacy during the Crisis

by  
Dr. Mohd Uzir Mahidin  
Chief Statistician of Malaysia  
Department of Statistics Malaysia (DOSM)

15th Management Seminar (Webinar) for the Heads of National Statistical Offices in Asia and the Pacific - National statistical systems: Responding to the COVID 19 crisis and building better for the future (UNSIAP)

4th December 2020



MYSTATS  
DAY

20 OCT



2016 - 2030



@StatsMalaysia  
@MyCensus2020



[www.dosm.gov.my](http://www.dosm.gov.my)



[www.mycensus.gov.my](http://www.mycensus.gov.my)

1. Overview of DOSM

2. Impact of COVID-19 in Statistical Process

3. Service Deliverables

4. Statistical Communication Mediums

5. Way Forward

# Overview Of DOSM



POPULATION & HOUSING  
**CENSUS 2020**  
MALAYSIA  
YOUR DATA IS OUR FUTURE  
7 JULY 2020



[www.dosm.gov.my](http://www.dosm.gov.my)



[www.mycensus.gov.my](http://www.mycensus.gov.my)



## CHRONOLOGY

In 1965, the Bureau of Statistics changed its name to the Department of Statistics Malaysia (under Prime Minister's Department)

On 10 March 2020, the Department of Statistics Malaysia is under the purview of Prime Minister's Department (Economy)

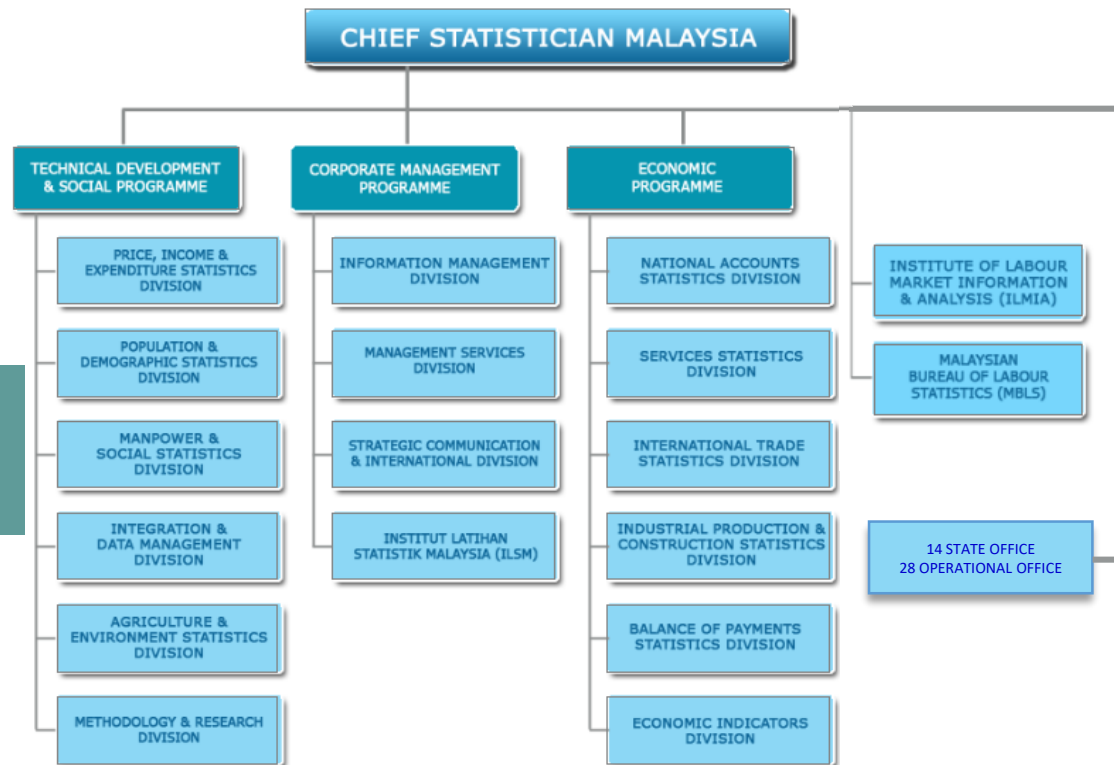




Established in 1949 under the Statistics Act 1949 known as the Bureau of Statistics

Department Of Statistics Malaysia under the Ministry of Economic Affairs

## LEGISLATION

## ORGANISATION CHART



 LAWS OF MALAYSIA  Act 415  STATISTICS ACT 1965 (REVISED-1989)  Under the <b>Statistics Act 1965</b> (Revised - 1989), the functions of DOSM [Section 2] are:  To collect and interpret statistics for the purpose of formulation or implementation of government policies....	 LAWS OF MALAYSIA  REPRINT Act 16  CENSUS ACT 1960 Incorporating all amendments up to 1 January 2006  Under <b>Census Act 1960</b> :  The Yang di-Pertuan Agong may, by notification in the Gazette, from time to time direct that a census to be taken throughout Malaysia of the Population, Agriculture, Trade, Labor, Industry, Commerce....
---	--

**Statistics Act 1965 (Revised-1989)**

**Census Act 1960 (Revised-1969)**

# Impact of COVID-19 in Statistical Process



POPULATION & HOUSING  
**CENSUS 2020**  
MALAYSIA  
YOUR DATA IS OUR FUTURE  
7 JULY 2020



[www.dosm.gov.my](http://www.dosm.gov.my)



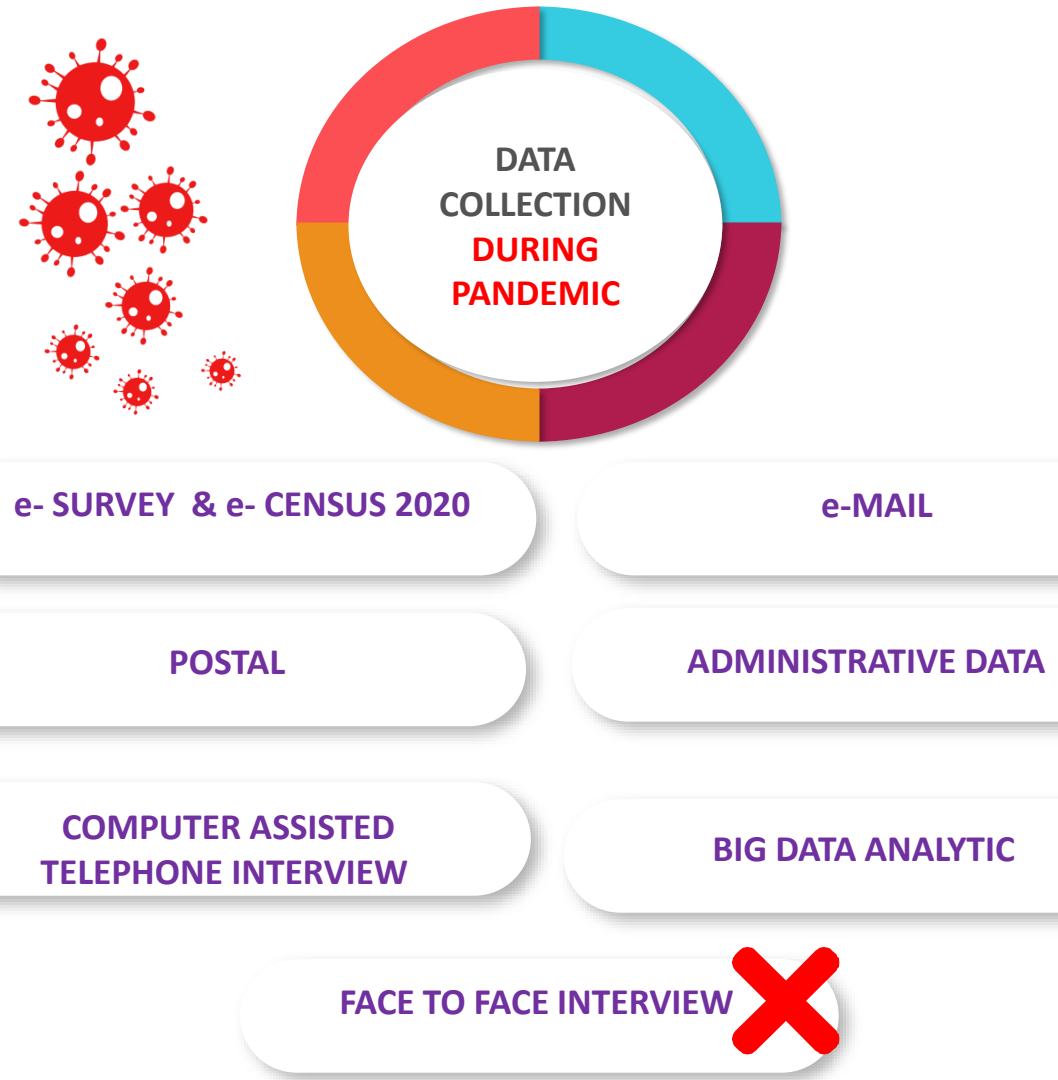
[www.mycensus.gov.my](http://www.mycensus.gov.my)



## Chronology of the 2020 Malaysia Movement Control Order (MCO)



## Data Collection Approaches of Routines Survey



**National Statistical Institutes are increasingly using data from the internet as a source for their statistics**  
*Statistical Journal of the IAOS 28(2012)*

## Modernization of data collection tools

### Adoption of web scraping techniques

- Automated processes implemented using a web crawler

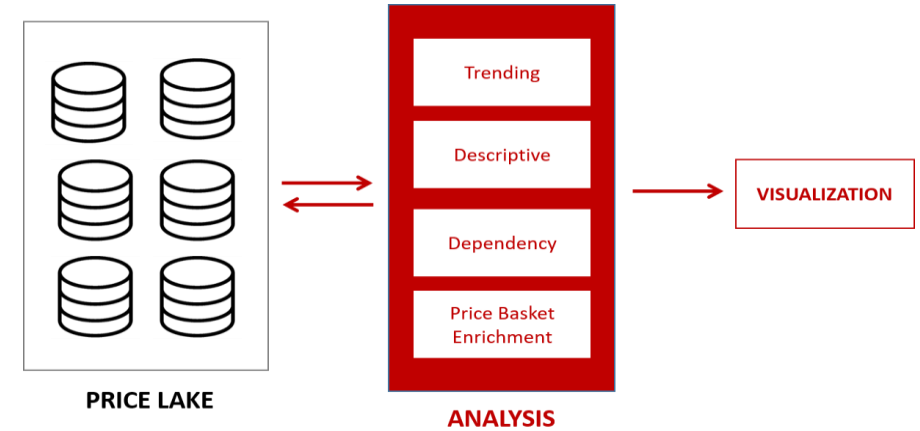
## Data is gathered and copied from the web

- A collection of automated and semi automated techniques

## Data retrieval and analysis

Discovering;

- Previously unknown patterns in data; and
- Relationship that can be used for prediction of user-relevant quantiles



# New Initiatives in Statistical Process

## New Initiatives

1

Task Force

Established a "Special Internal Task Force"

Actively study specific area of interest, and analyse from different perspective

Engagement with stakeholders

Re-emphasize the importance to produce more data

Disseminations through various communication channels

2

## 3 Special Surveys

**SURVEY ON EFFECTS OF COVID-19 ON ECONOMY AND INDIVIDUAL**

Conducted in:  
• March 2020 (round 1)  
• April 2020 (round 2)

• Online survey  
• Using social media platform in engaging respondents

Covers spending pattern, impact on the employment, life style, education, government aids and readiness towards covid-19.

**SURVEY ON EFFECTS OF COVID-19 ON COMPANIES AND BUSINESS FIRMS**

Conducted in:  
April 2020

• Social Media platform  
• Active email list used to engage participation from companies/business firms

Cover impact towards performance, employment and expectation/perception on government aids and readiness towards covid-19.

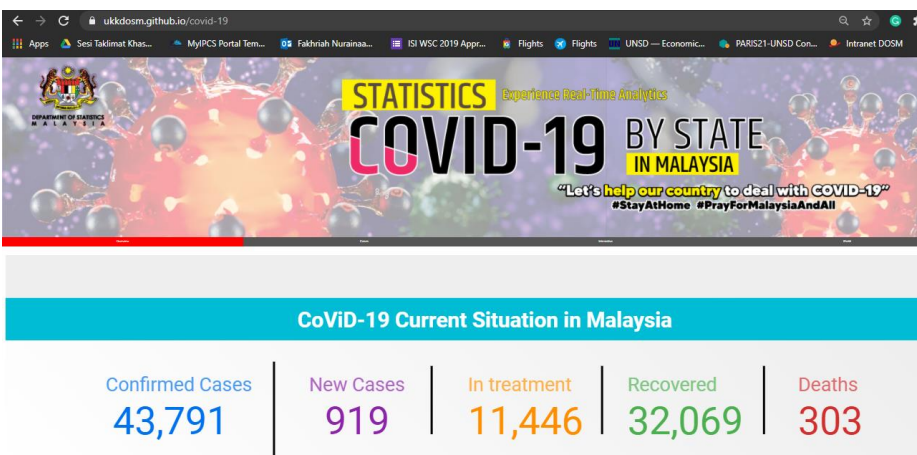




## New Initiatives

3

### Special Landing Page COVID-19 Statistics



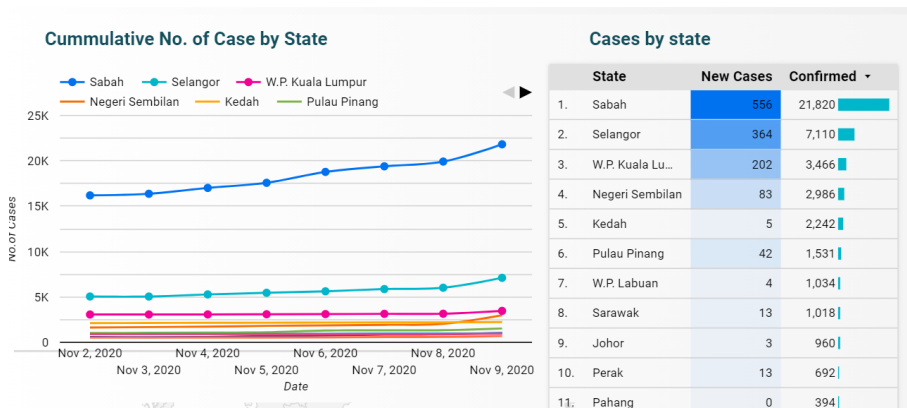
### Kes COVID-19 di Malaysia

disediakan oleh Jabatan Perangkaan Malaysia



30-Nov  
Jumlah: 65,697

<https://ukkdosm.github.io/blog/>



Developed by DOSM as an initiative to inform the public about the status of COVID-19 outbreak in Malaysia based on official data from the Ministry of Health Malaysia and media agencies

## New Initiatives

### 4 Malaysian Economic Statistics Review (MESR) Vol. 1 – Vol. 7 (Nov 20)



### BOX ARTICLE PRELIMINARY FINDINGS OF STATISTICS ON MANUFACTURING CAPACITY UTILISATION IN MALAYSIA

Rozita Misran<sup>1</sup>, Syed Omar Faizal Syed Mohd Yusoff<sup>2</sup>, Nurul Najihah Norani<sup>3</sup>, Siti Nurliyani Ahmad Tajuddin<sup>4</sup>

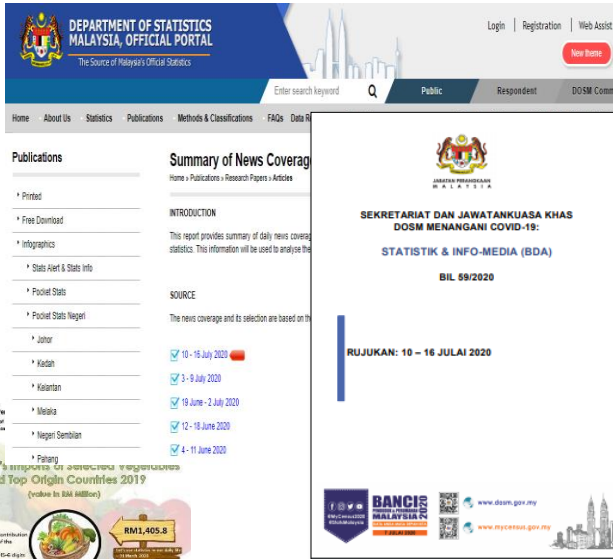
<sup>1,2,3,4</sup> Industrial Production and Construction Statistics Division, Department of Statistics, Malaysia

#### INTRODUCTION

The manufacturing industries remain to be an important sector in Malaysian economy. This sector is the second-largest contributor to Malaysia's Gross Domestic Product (GDP) at 23.5 per cent after services sector (57.0 per cent) in the third quarter of 2020. The Index of Industrial Production which is dominated by the manufacturing sector is the main indicator in measuring real output and key input in the compilation of GDP. Besides that, capacity utilisation in manufacturing sector is another vital indicator that can complement the prediction of the short-term economic performance of a country. The Department of Statistics, Malaysia (DOSM) also uses this indicator as one of the components in the compilation of the Coincident Index in the Malaysian Economic Indicators report. Furthermore, the Malaysian Institute of Economic Research (MIER) also published the statistics of manufacturing production capacity until the first quarter of 2019 at 81.4 per cent (Malaysian Economic Outlook 1Q 2019).

According to Carol Corrado and Joe Matney (1997), capacity utilisation is a useful indicator in analysis of inflationary pressures and business cycle fluctuations. Besides, accurate and timely capacity utilisation information can improve the quality of macroeconomic analysis and the relevance and effectiveness of macroeconomic policies. Several studies have been conducted to identify the relationship between manufacturing capacity utilisation and manufacturing industries' productivity slowdown in manufacturing. In a study by Simon-Oke (2010) found that capacity utilisation, value added and index of industrial production are all significant predictors of capacity utilisation, value added and index of industrial production in the United States of America (USA)

### 5 New daily / weekly reports on statistics



- 1) 28 Series Special Bulletin (State & Sectoral View)
- 2) 70 Series Newsletter on Selected Key Macro Statistics
- 3) 66 Series of DOSM Intelligence Statistics and Intelligence Report by State Zone
- 4) 59 Summary of News Coverage on COVID-19 and Effect on the Economy
- 5) 93 Newsletter on the specific statistics indicators
- 6) Blog Writing



## Dedicated Box Articles

# Statistical Communication Mediums



POPULATION & HOUSING  
**CENSUS 2020**  
MALAYSIA  
YOUR DATA IS OUR FUTURE  
7 JULY 2020



[www.dosm.gov.my](http://www.dosm.gov.my)



[www.mycensus.gov.my](http://www.mycensus.gov.my)



## A. SOCIAL MEDIA

**Facebook Stats Malaysia**  
33,448 likes  
35,565 followers  
5,327 posts



**Facebook MyCensus 2020**  
25,955 likes  
27,570 followers  
1,886 posts



**Twitter Stats Malaysia**  
7,425 followers  
2,731 tweets



**Instagram Stats Malaysia**  
5,679 followers  
1,390 posts

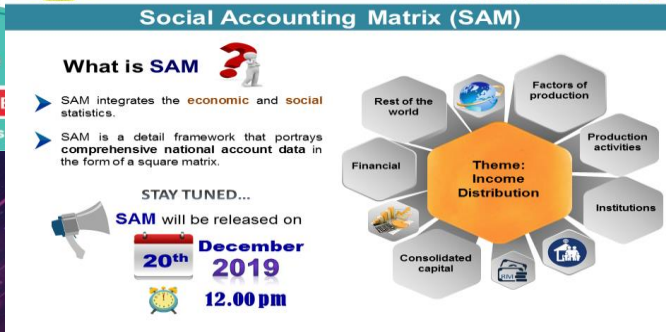


**Youtube Stats Malaysia**  
983 subscribers  
207 videos  
95,263 views



### 1 Teaser for Upcoming Releases (Monthly)

## STATS ALERT!!!



**2020**

(till 1 Dec. 2020)

**208**

Stats Alert

Average **19**

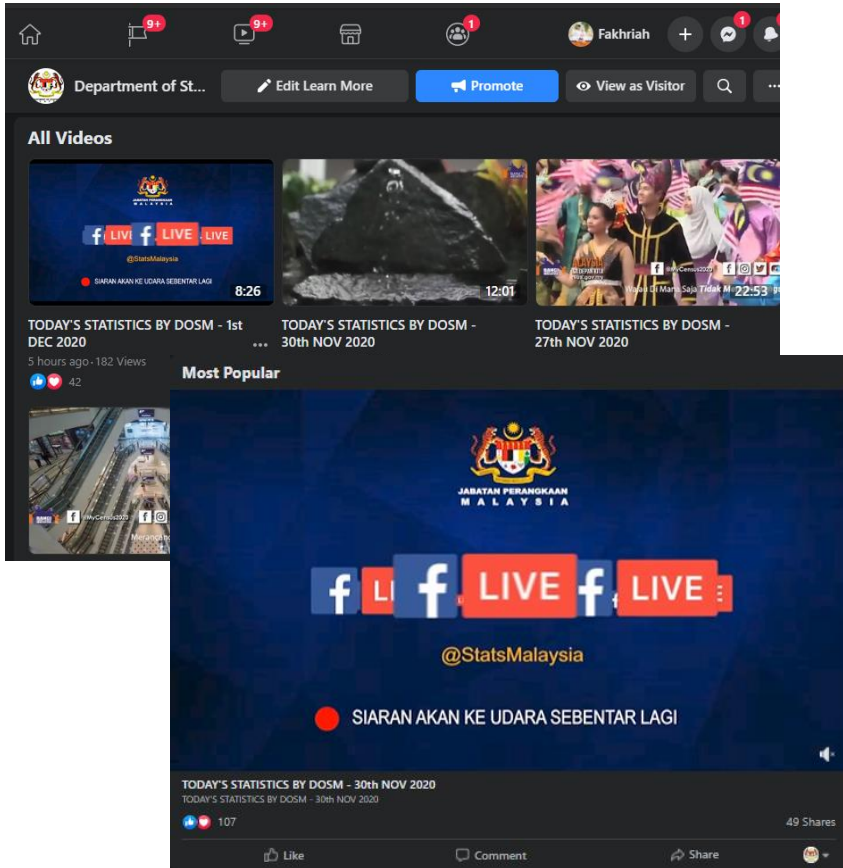
Stats Alert

**Monthly**

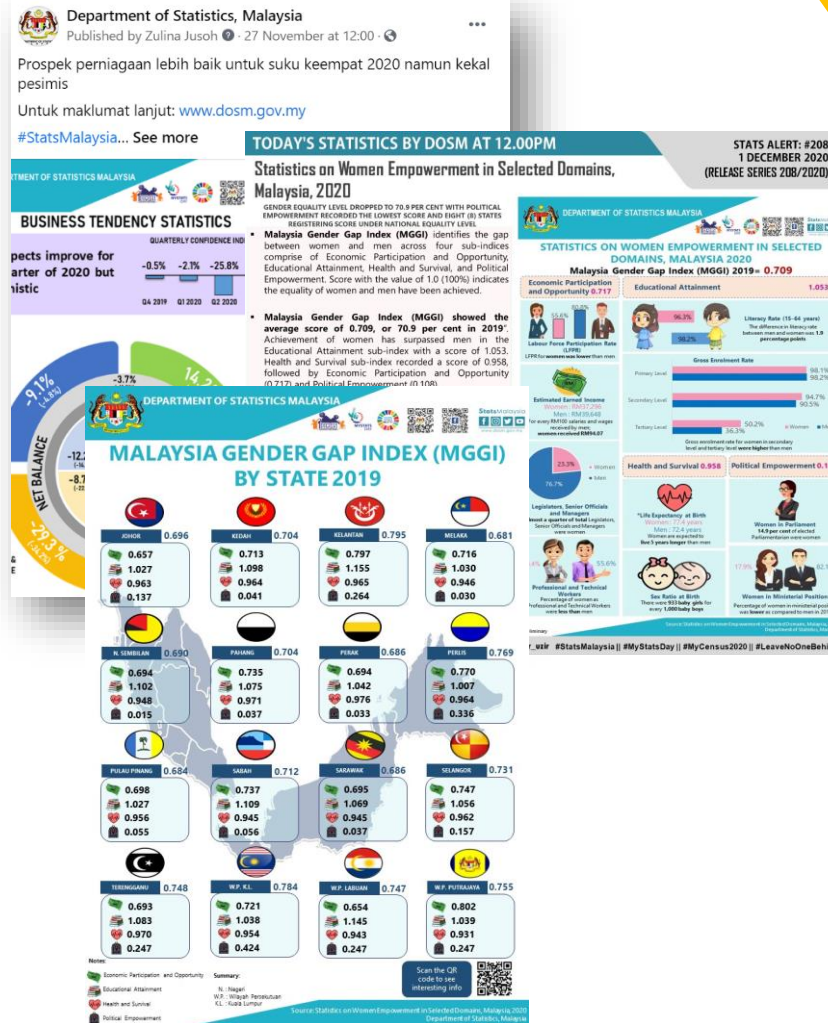
238 Stats Alert (2019)

## A. SOCIAL MEDIA

### 2 Virtual Press Conference via FB Live



### 3 Infographic of the Releases



### 4 Press Statement



## 2. PORTAL

**21,398,608**  
20,151,463\*

Notes: January – November 2020  
\*Total for the year of 2019  
\*\* Total for the year of 2018

## Diverse Group of Users Data

### DATA USERS



**Government leaders and political masters**

Headlines indicators



**Researchers and research institutions**

Micro data, indicators sets



**Business analyst**

Micro data on businesses and households



**General public**

Official statistics and demographic information

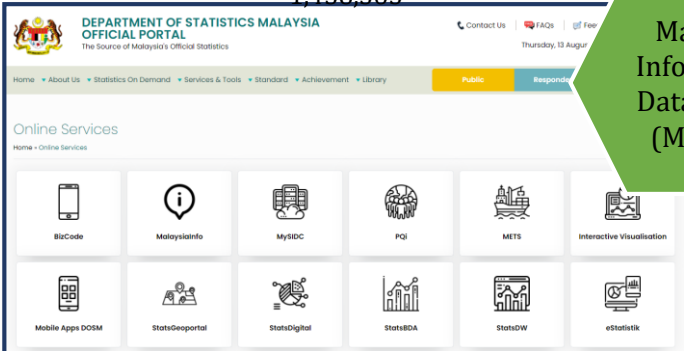


**DOSM PORTAL**

14,684,740  
17,010,563\*  
18,340,481\*\*

1,478,935  
1,760,245\*  
download  
1,171,617\*\*  
download

In 2020 (Jan-Nov),  
**1,989,972 users**  
accessed e-Statistics  
1,711,140\*  
1,438,365\*\*



**Malaysia Informative Data Centre (MysIDC)**

19,465  
22,889\*  
22,189\*\*

6,169  
10,465\*  
9,335\*\*

**Interactive Distributive Trade (i-DT)**

1,334  
2,069\*  
1,194\*\*

16,151  
20,632\*  
21,882\*\*

**Statistics Data Warehouse (StatsDW)**

**e-MSIC**

42,028  
78,683\*  
61,325\*\*

**Malaysia External Trade Statistics (METS)**

31,180  
141,987\*  
178,252\*\*

**Population Quick Info**

53,576  
69,645\*  
51,862\*\*

103,851  
37,973\*  
18,618\*\*

**My Census Portal**

2,971,207  
996,312\*

**My Local Stats**

**e-Statistics**

# DOSM's DELIVERABLES



POPULATION & HOUSING  
**CENSUS 2020**  
MALAYSIA  
YOUR DATA IS OUR FUTURE  
7 JULY 2020



[www.dosm.gov.my](http://www.dosm.gov.my)



[www.mycensus.gov.my](http://www.mycensus.gov.my)



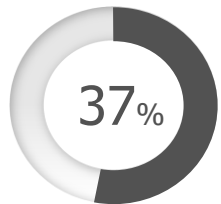
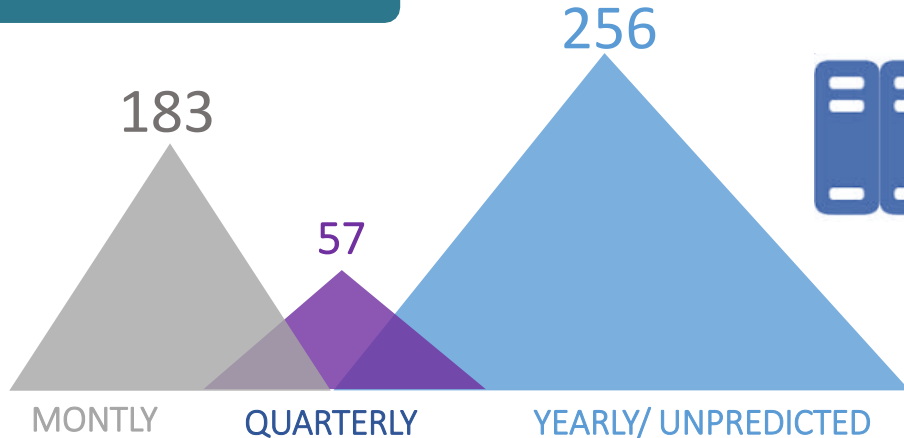
## New Publications

## Key Statistics Compilation

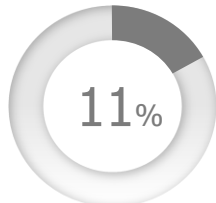


**496 publication** (as at 1 December 2020)  
352 publication (2019)

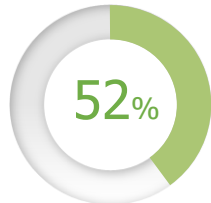
204 New Publications



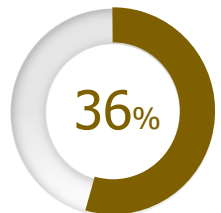
Monthly



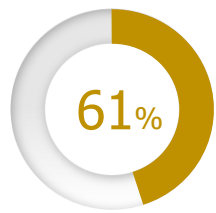
Quarterly



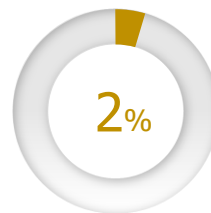
Yearly/  
Unpredicted



Economy



Social/  
Demographic



General

- ❑ System of Environmental-Economic Accounting Physical Supply And Use Table: Water Account (MySEEA PSUT WATER), 2015
- ❑ Household Income and Basic Amenities Survey 2019 by State/District & Household Expenditure Survey Report 2019 by State/District **(15 States)**
- ❑ Wholesale & Retail Trade Census 2019 **(15 States)**
- ❑ 6 Series of Malaysia Economic Statistics Highlights
- ❑ 149 MyLocal Stats by District 2019





## Engagement



(Jan-Oct 2020)

**436 Consultations Services**

348 Government  
26 Privates  
21 GLC  
41 Others



(Jan-Oct 2020)

**National engagement**

223 Interactive Session with Community (309 Data Providers & 560 Data Users)

316 study visit from agencies, IPT and School in Malaysia

MoU with Universities (UMP, UNIMAS & UNIMAP)

164 Statistics Talk  
StatsTalk @ Parliment  
(84 participants)



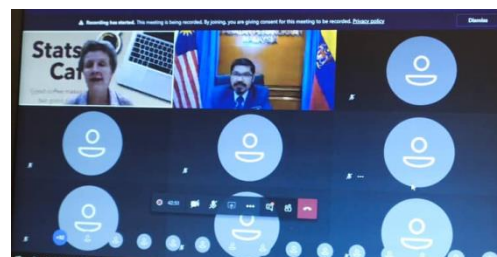
(Jan-Nov 2020)

1,015 Meetings

Meeting with the Stakeholders and relevant agencies

**International involvement**

1,083 officers involved in 106 overseas programs covers expert group meetings, training, forums, seminars, Webinars, Stats Cafe



✓ National and World Statistics Day 2020 *"Connecting the world with data we can trust"*

20.10.2020

✓ Malaysia Statistics Conference 2020 (Virtual)

✓ Virtual Short Course

✓ Interactive Quizzes



# WAY FORWARD



POPULATION & HOUSING  
**CENSUS 2020**  
YOUR DATA IS OUR FUTURE  
7 JULY 2020



[www.dosm.gov.my](http://www.dosm.gov.my)



[www.mycensus.gov.my](http://www.mycensus.gov.my)



## Synchronous Learning

Seminar/ training/ knowledge sharing sessions are conducted through webinar which been participated by various stakeholders and statistical communities.



**NOVEMBER 2020 INTERNATIONAL EVENT**

**ORGANISERS**

- UNEP ESCAP
- UNECE
- SIAP
- United Nations Statistics Division
- United Nations Framework Convention on Climate Change
- WOMEN
- UNDRR
- NBS
- Guangxi Zhuang Autonomous Region Bureau of Statistics

23 <sup>rd</sup>	Stats Café series : The small BIG, Unlocking the Power of Administrative Data - (UNESCAP) (1.00 PM - 2.00 PM MYT)
24 <sup>th</sup> -27 <sup>th</sup>	Asia-Pacific Regional Workshop on Mainstreaming Gender Across Climate Change and Disaster Statistics - (Un Woman, UNFCCC & UNDRR) (2.00 PM - 5.00 PM MYT)
24 <sup>th</sup> NOV 25 <sup>th</sup> DEC	Regional Workshops on Implementing Data Integration in Asia and the Pacific - (UNESCAP) (2.00 PM - 4.00 PM MYT)
25 <sup>th</sup>	E-learning Course on International Accounts - (UNESCAP & SIAP) (2.00 PM - 4.00 PM MYT)
26 <sup>th</sup>	Webinars on Climate Change-related Statistics : Webinar 2 - Using Climate Change-related Statistics in the Context of the Paris Agreement - (EFTA, UNECE & UNESCAP) (3.00 PM - 4.00 PM MYT)
27 <sup>th</sup>	Asian StaTact Online Workshop "Adjusting Annual Statistical Programmes Of Work Against The Covid-19 Back-Drop : Opportunities Offered By A New Collaborative Statact Tool" - (UNSD) (3.00 PM - 4.00 PM MYT)
	6 <sup>th</sup> China - ASEAN Statistics Forum - (NBS & the People's Government of Guangxi Zhuang Autonomous Regios) (3.00 PM - 5.30 PM MYT)

StatsMalaysia  
www.dosm.gov.my

## Asynchronous Learning

DOSM adopt an effective e-learning approach through Malaysia Statistics Ubiquitous Learning (MySUL).



EVERYONE CAN LEARN ANYTIME ANYWHERE

**WELCOME**  
MALAYSIA STATISTICS UBIQUITOUS LEARNING

**MySUL**

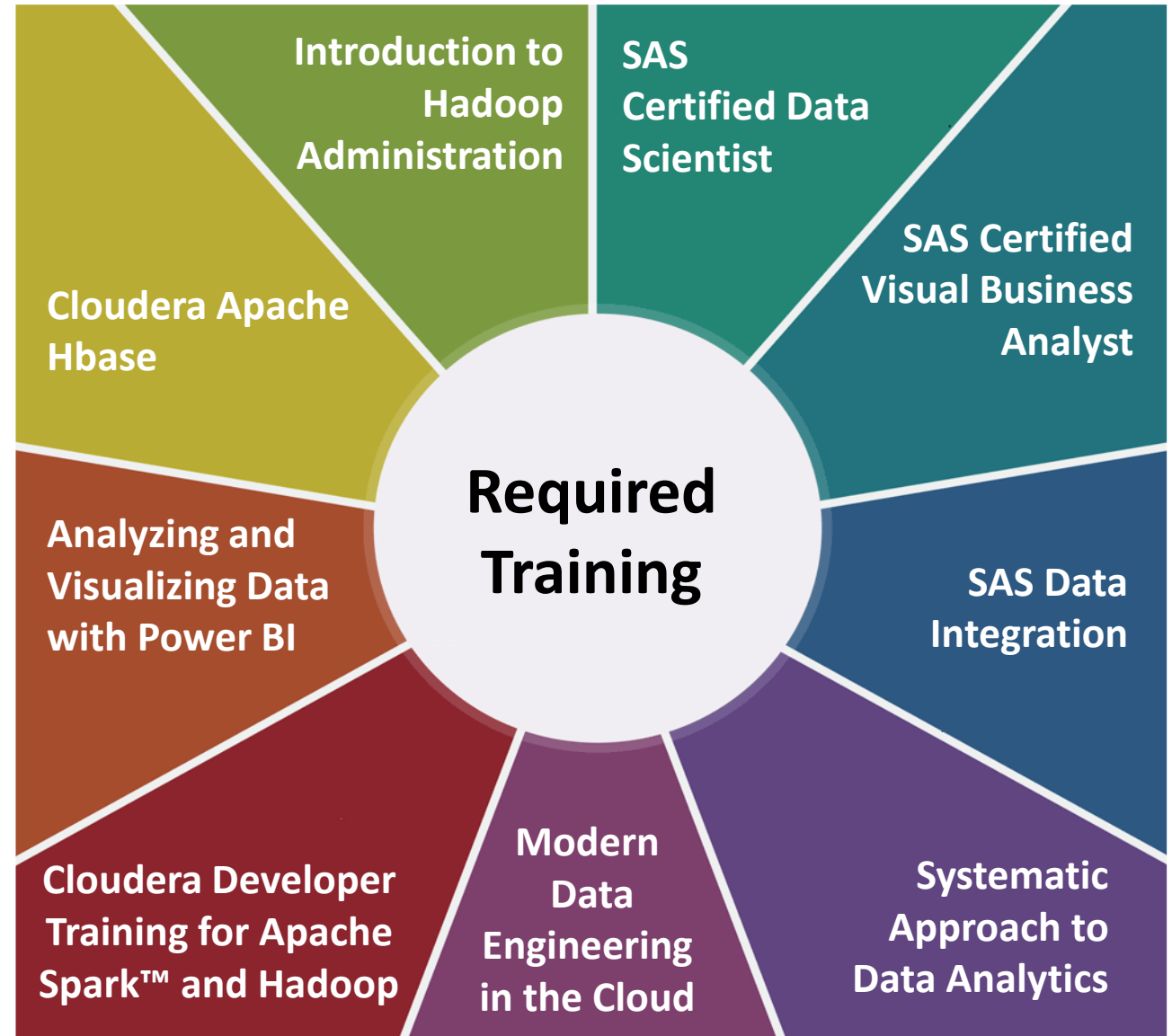
<https://mysul.stats.gov.my/course/index.php?categoryid=10>

BANCI  
PILIHAN & BINAAN  
MALAYSIA 2020  
DATA ANDA MASA DEPAN BILA



## New skills for evolving demands on non-traditional sources

- Establishment of Big Data Analytics Core Team in May 2020
- Establishment of Malaysian Bureau Labor Statistics Nov 2019





- (i) DOSM as a Central Agency.
- (ii) Establishment of the National Statistics Data Council (NSDC)
- (iii) Appointment of Chief Data Officer (CDO)
- (iv) Change Management Office (CMO)
- (v) Amend the Statistics Act 1965 (Revised 1989).
- (vi) Enact the Data Consolidation Act.
- (vii) Establishment of the National Data Analytics Centre.



Department of Statistics  
M A L A Y S I A

Video: Link: [https://drive.google.com/file/d/1a0zoPpEejPfZPkcE\\_nqiLwTbvm7dTKuz/view?usp=sharing](https://drive.google.com/file/d/1a0zoPpEejPfZPkcE_nqiLwTbvm7dTKuz/view?usp=sharing)

# THANK YOU

## ***BANCI MALAYSIA***

**7.7.2020 – 21.12.2020 (e-Census)**

**20.1.2021 – 6.2.2021 (Face To Face)**

**POPULATION & HOUSING  
CENSUS  
MALAYSIA 2020**

**YOUR DATA IS OUR FUTURE**



**#MyCensus2020  
7.7.2020**

**Make Sure You're  
COUNTED**

For More Info : [www.dosm.gov.my](http://www.dosm.gov.my)  
[www.mycensus.gov.my](http://www.mycensus.gov.my)



**@StatsMalaysia**

**@MyCensus2020**



20 OCT



2016-2030

