

■ Address : 713, Hanbat-daero, Seo-gu, Daejeon(302-847), Republic of Korea

*F*ulfilling *S*tatistical *P*owerhouse

Statistical Training Institute

Creative Core Personnel!

Leading the Knowledge-Information Age
in the 21st Century

Prepare Statistical Competency
in STI of KOSTAT





WORLD BEST
STATISTICAL TRAINING INSTITUTE



Introduction to STI

- 04 Mission & Vision
Key Strategies & Major Tasks
- 05 Organization Chart
History



Curriculum

- 06 Courses on Statistical/Statistical users/
Informatization/Foreigners/Custom-tailored
Cyber-learning & Mobile-learning
- 08 e-Learning Center



Annual Training Programs in 2014

- 10 Annual Training Programs



Facilities

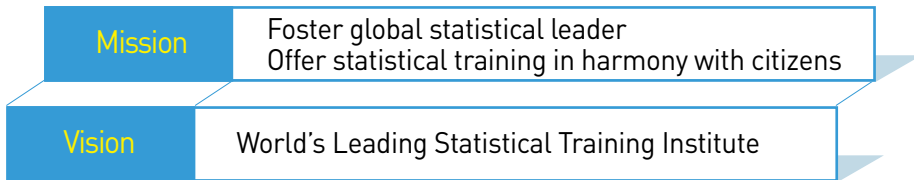
- 23 Various lecture facilities
- 24 Facilities for various
conferences and events
- 25 Library and relaxation
- 26 Physical and other facilities
- 27 Accommodation
- 28 Statistics Center building layout
STI Jeju Training Center



Introduction to STI



Mission & Vision



Key Strategies & Major Tasks

〈Key Strategies〉

Expand statistical training infrastructure

Improve statistical training system

Advance statistical training

Strengthen global statistical training

〈15 Major Tasks〉

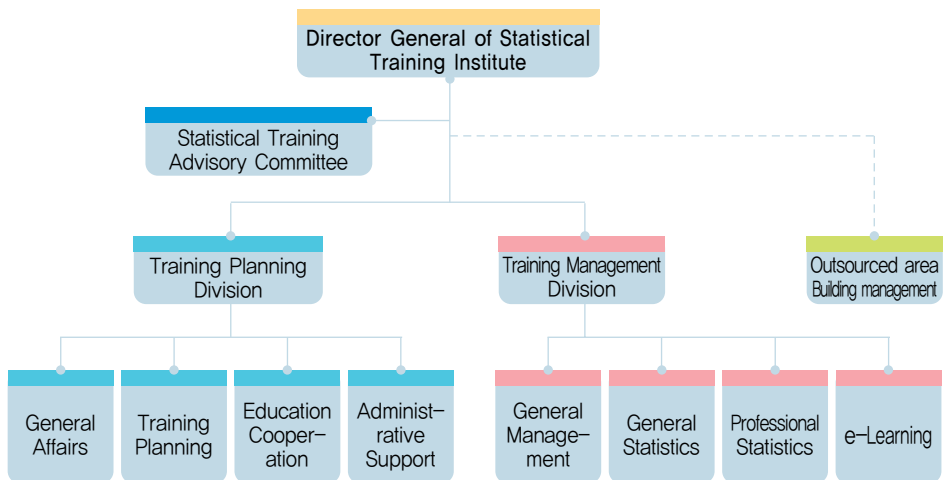
- Update training facilities with latest technologies
- Develop general portal on statistical training
- Set grounds for expanding e-learning system
- Build internal capacity through organizational expansion and functional maintenance

- Streamline gateway to statistical training and develop cooperation mechanism
- Establish continuing education system for statistical training
- Improve training programs to accommodate changing training conditions
- Enhance evaluation & feedback system on training programs

- Improve professionalism among statistical personnel
- Foster cadre of specialists in official statistics
- Operate client-tailored training programs for statistical agencies
- Disseminate standard statistical training materials and provide lecturers
- Branding of statistical seminars

- Become hub nation of international statistical training
- Expand international statistical training programs and cooperation

Organization Chart



History

- '91.9. Established STC(Statistical Training Center) for the purpose of training statistical professionals
- '98.12. Moved to Daejeon according to restructuring of national training institutes
- '05.1. Reorganized into STI(Statistical Training Institute) under KOSTAT
- '07.7. Launched Cyber-learning Service
- '08.3. Opened the Jeju Statistical Training Center
- '09.8. Moved to the modern Statistics Center building
- '13.1. Launched Mobile-learning Service



Curriculum

We provide various statistical education programs to officers of KOSTAT, statistics-related organizations, and the general public

Statistical courses

- Cultivate statistical professionals through theory, practical courses and statistical packages for KOSTAT officers, statistics-producing organizations, government officers and the general public

Statistics users courses

Enhance understanding of statistics and maximize statistical application skills

- Statistics application competitions for elementary and middle schoolers
- Statistics camp for children and middle school students, statistical workshop for university students

Informatization courses

Enhance Informatization and statistical skills

- Excel, Access, Powerpoint, Basic Informatization, VB Excel Macro, etc.

Courses for foreigners

Statistical training courses with the Korea International Cooperation Agency(KOICA)



Custom-tailored courses

- Custom-tailored courses for external agencies which require statistical education
- Business trip-type courses for Regional Statistic Offices to alleviate the burden

Cyber-learning courses

Provide educational opportunities free from time and space

- Statistical thinking, statistical analysis using SPSS, basic sampling theory, industry classification, etc.
- Manuals for enumerators (Service Industry Survey, Customer Price Survey), etc.
- Statistical courses for general public, video lectures, E-book

Mobile-learning courses





- Know-how for worklife, Time design, Mind control, Creative Communication, Method of using DSLR, etc.
- Method of survey, Local policy and Statistics, Basic statistics, Data analysis using SPSS, Consulting for worklife, Psychology for persuasion, Readership development, etc.

E-Learning Center

KOSTAT provides various kinds of education contents through the Cyber-Learning & Mobile-learning programs so that trainees may study at any time, anywhere, encouraging voluntary and self-motivated study among trainees

Cyber-Learning Service (<http://elearn.kostat.go.kr/>)

Open courses

Open class	Open lecture
 <p>You can study course contents at any time</p>	 <p>Special training course and off-line lecture recording file</p>
Statistical course for general public	e-book
 <p>To promote understanding of statistics, this category includes daily contents about statistics</p>	 <p>Various lecture books and publications</p>

Regular courses

Category	Course Information
Statistics technical course	KOSTAT provides courses in statistical planning, statistical theory and statistical packages for trainees who need the advanced statistical knowledge [Course name] Analysis of time-series data and practice, Statistical analysis using Excel, Statistical analysis using SPSS, SAS through examples, Basics of sampling theory, Understanding the regression analysis, etc.
Basic statistics	To enhance a statistical understanding, this category includes necessity and utilization about statistics [Course name] Basics of research methods, Statistical way of thinking
Statistical survey guidelines	Manuals about various surveys for KOSTAT enumerators [Course name] Household income and expenditure survey, Service industry survey, Customer price survey, etc.
Knowledge	To develop individual ability [Course name] Statistics Act, (Cyber) integrity

Mobile-Learning Service (<http://elearn.kostat.go.kr/ulearn>)

App store → 「Statistical Training Institute(STI)」 U-Learning System download

Open courses

	Field	Courses
	Knowledge	Know-how for worklife Time design Mind control Creative Communication Use of DSLR etc.

Regular courses

	Field	Courses
	Survey planning	Understanding of Survey method Local policy and Statistics
	Theory	Basic statistics
	Package	Data analysis using SPSS
	Knowledge	Useful-tip for worklife Psychology for persuasion Readership development etc.



Annual Training Programs in 2014

Classification	Course Name (124 courses)	Level	Trainee	Period (days)	No. of trainees	Freq.	Syllabus
Common required Training	Required course for new officials		KOSTAT new officials	4weeks	-	-	KOSTAT vision and mission, How to link statistics with policies, Public and personal values, How to write a document
	Required course for officials who move into head office		KOSTAT officials who move into head office	15	-	-	Overview of KOSTAT, Survey planning and practice, Statistical packages, Team project
	Required course for middle managers		KOSTAT 3rd or 4th grade official	3	-	-	Understanding privacy protection, Introduction to Six Sigma, Low carbon green growth, Course on creative and pragmatic values
Specialized training (for leaders)	Leadership development	Intermediate	KOSTAT 5th grade officials	3	20	2	Various types of leaders according to the environment, Communication & persuasion skill, Coaching skill, Conflict solving, Team leadership development
	Creativity development	Intermediate	KOSTAT	3	30	2	Understanding of creativity, Awareness of the problem and divergent and convergent ideas
	Consulting for Statistics development	Intermediate	KOSTAT	3	15	1	Understanding of consulting for statistics development, Case study, Practice
Specialized training (Statistical expert)	Missing data processing & analysis	Advanced	KOSTAT	16weeks	10	1	Patterns of non response, parametric and non-parametric method, SAS practice, assignments and evaluation
	Population projection	Advanced	KOSTAT	16weeks	10	1	Theory and practice for population projection, EXCEL macro practice, Assignments and evaluations
	Survey planning	Advanced	KOSTAT	16weeks	10	1	Establishment of sample design, Questionnaire design, Case study
	Statistical Classification	Advanced	KOSTAT	18weeks	10	1	Industrial Classification, Occupation Classification, Disease Classification
	Sample design and estimation	Advanced	KOSTAT	16weeks	10	1	Sample theory, Household sample design, Establishment sample design, SAS practice, assignment and evaluations
	Time series analysis in economy	Advanced	KOSTAT	16weeks	10	1	Time series regression model, time series model, model selection process, example of empirical analysis, assignments and evaluations
	National accounts	Advanced	KOSTAT	16weeks	10	1	Understanding of national accounts, method of national accounts forecasting
	Index theory	Advanced	KOSTAT	16weeks	10	1	Concept of Index, method to prepare production index, method to prepare price index
	Data masking & analysis	Advanced	KOSTAT	16weeks	10	1	Micro-aggregation, Rounding method, Grouping method, Noise, Data swapping, cell suppression

Classification	Course Name	Level	Training Target	Period (days)	No. of trainees	Freq.	Syllabus
Specialized training (Statistics planning)	Survey methodology	Basic	ALL	3	40	2	Questionnaire design, sample design, result analysis, writing presentation data
	Questionnaire design	Intermediate	KOSTAT	3	30	1	Outline of questionnaire design, factors involved in questionnaire design and procedure, questionnaire design practice, group presentation and discussion
	Local Policy and Statistics	Basic	ALL	3	30	3	Understanding local statistics. Basic knowledge to make a Statistical chart and Application
	Basic Statistics and Application	Basic	KOSTAT	5	25	5	Basic statistics theory, basic statistics. Practical evaluation, basic index theory and practice evaluation, understanding seasonal adjustment
	Sample theory and practice	Intermediate	KOSTAT	3	20	2	Sample design and theory, sample design practice, understanding of opinion surveys, examples of sample design, policy education
	Introductory of probability theory	Basic	ALL	3	30	2	Understanding of probability, probability distribution, expected value and degree of dispersion
Specialized training (Data processing & analysis)	Multivariate data analysis	Intermediate	ALL	3	20	1	Understanding of multivariate data, multivariate data analysis, practice
	Basic missing data processing	Intermediate	ALL	3	20	2	Patterns of missing, hot deck method, SAS practice
	Time series analysis	Intermediate	ALL	5	20	1	Concept of time series analysis, use of time series data, trend analysis the seasonal adjustment method, ARIMA model theory, ARIMA model selection process, economic model of time series
	Editing methodology	Intermediate	ALL	3	20	1	The rule and way of data editing, case study using R
	Data analysis using EXCEL	Advanced	ALL	3	30	3	Review of EXCEL, statistical analysis, comprehensive analysis and practice
	Regression analysis	Intermediate	ALL	3	10	1	Regression theory, multiple regression, logistic regression, nonlinear regression, package practice
	Data analysis using R	Intermediate	ALL	3	30	3	Basic statistics, t-test, variance analysis, multivariate data analysis
	Massive data handling using SAS	Advanced	ALL	5	25	3	Practice macro, SQL and high-capacity data processing
	Data analysis using SAS	Advanced	ALL	5	25	3	Use of SAS, statistical analysis, comprehensive analysis and practice

Classification	Course Name	Level	Training Target	Period (days)	No. of trainees	Freq.	Syllabus
Specialized training (Publication)	Statistical press release	Intermediate	KOSTAT	3	30	2	Press activities of KOSTAT, practice drawing up press releases, media response, writing creative press materials
	Media Training	Intermediate	KOSTAT	2	20	1	Introduction to Media Training Communication by Personality Types Interview / Presentation Practice
	Use of tabulation and graph	Basic	ALL	3	30	3	The rules of tabulation and graph, case study
	Writing survey reports	Intermediate	ALL	2	30	2	How to write survey reports including the outline, results and analysis, practice writing reports
Specialized training (economic)	Understanding of economic statistics	Intermediate	ALL	3	30	2	Definition and history of economic statistics, use and preparation methods of economic statistics, economic indicators in production, consumption and construction investment, economic indicators in facility investment, import and export, economic indicators related to prices, interest rate, stock market, points to keep in mind when using economic statistics
	Seasonal adjustment	Intermediate	KOSTAT	2	30	1	AR(p), MA(q) model ARIMA(p,q), ARIMA(p,d,q) model ARIMA(p,d,q)(P,D,Q) model RegARIMA model
	Basic national accounts	Intermediate	ALL	4	15	1	Understanding national accounts, national income statistics, use of national income statistics, Money flow table, chain weighted method, Input-output table, international balance of payments
	Understanding of financial statement	Intermediate	ALL	3	30	4	Introduction to financial statements, questionnaire and financial statement, application of survey items
	Basic national accounts	Intermediate	ALL	3	15	1	Concept of Index, method to prepare production index, method to prepare price index, method to prepare trade index, performing economic analysis using index
	Specialized training (sociology)	Understanding of agriculture statistics	Intermediate	ALL	3	20	1
Understanding of social statistics		Intermediate	ALL	3	25	2	Social changes and statistical challenges, issues in employment statistics, social indicators, household income and expenditure, group discussion and presentation
Understanding of Fishery statistics		Intermediate	ALL	3	20	1	Outline of fishery statistics and future directions, management of fisheries statistical samples, fishery production survey, presentation on how to improve fisheries statistics

Classification	Course Name	Level	Training Target	Period (days)	No. of trainees	Freq.	Syllabus
Specialized training (sociology)	Understanding of population statistics	Intermediate	ALL	3	25	1	Concept of population statistics, population census, population vital statistics, Internal migration statistics, cause of death statistics & life tables, population projection
Specialized training (IT)	Use of national statistical information	Basic	ALL	3	20	1	Use of statistical information, understanding national statistics integrated DB and database, statistical DB system, KOSIS search system, statistical navigator, publication editing system, statistical meta DB system
Specialized training (Field survey)	Psychology for persuasion	Basic	KOSTAT	3	20	3	Conflict management and communication, relationship management
	Field survey practice	Intermediate	KOSTAT	3	20	1	Summary of theories on interview techniques, psychological understanding of survey interview process and role-playing, identifying personal preferences through questionnaires, group discussion
Specialized training (Policy)	Understanding National Statistics	Basic	ALL	3	20	2	Introduction to National Statistics Survey method. Population Statistics, Social Statistics, Economic Statistics
	Industrial classification	Basic	ALL	3	30	2	Overview of statistical classification, industrial classification(manufacturing, Agriculture forestry, fishing and mining / electricity, gas, stream and water supply / wholesale and retail trade, transportation, education and related service / information and communications, financial and insurance activities, accommodation and food service activities, real estate activities, business facilities management and business
	Industrial classification (Cyber + Class)	Basic	KOSTAT	1	80	1	communications, financial and insurance activities, accommodation and food service activities, real estate activities, business facilities management and business
	Introduction to 3.0 Policy of Government	Basic	KOSTAT	2	20	2	Understanding 3.0 Policy Public Information, Opening Collaborative Administration
	Occupational classification	Basic	KOSTAT	3	30	1	Composition of standard statistical classification, basic management principles and current status, outline of occupational classification, general classification of occupation, vocational information theory, case studies of occupational classification
	Statistics Act	Basic	ALL	2	20	2	Outline of statistical quality management, method to write self-evaluation of quality, presentation of evaluation results, feedback and discussion
	Statistics and policy	Intermediate	ALL	3	20	2	Statistics-based policy management system, policy process and statistics, policy process and data analysis, case studies of statistics and policy

Classification	Course Name	Level	Training Target	Period (days)	No. of trainees	Freq.	Syllabus
Specialized training (Administration)	Writing reports	Basic	ALL	5	40	5	Understanding the concept of a report, preparing a basic / advanced document using HWP, PowerPoint diagrams, using Excel and PowerPoint at the same time
	Social Media and SNS	Basic	ALL	3	30	1	Introduction to Social Media, such as Facebook, YouTube, Internet, SNS, Twitter etc
	Access	Intermediate	ALL	5	30	3	DBMS and Access, basic structure of Access, how to create a table, handling queries and making forms, creating applications using Access, examples of how access is used for work
	Intermediate Excel	Intermediate	ALL	5	40	4	Basics of Excel and charts, Advanced use of worksheets, Data operation, data function processing, basic macro and practice
	Basic Excel	Basic	ALL	3	45	6	Basics of Excel, How to make a worksheet, Entering math functions and editing entities, creating a chart and editing entities
	Statistics administrative management	Basic	KOSTAT	2	30	1	Statistical law and system, statistics quality control, budget and practical accounting, understanding of national statistics, outline of the press activities of KOSTAT, practical administrative management, statistics-based policy management system
	Power Point	Basic	ALL	3	45	8	Overview of PowerPoint, preparing and editing slides, using multimedia data, advanced use of slides, planning presentation using PowerPoint, making presentations
	Prezi	Intermediate	ALL	2	30	2	Understanding of Prezi Use of bubble menu Story consists Prezi case of Various types of Presentation using prezi
	Advanced Excel (VB Excel Macro)	Advanced	ALL	5	30	2	Basics of Excel to expand practice uses, concept of macro and VBA, creation and execution of macro, handling Excel entities, practice programming, examples of statistical DB management using Excel
Specialized training (self-improvement)	Preparation for social survey analyst (2nd grade)	Intermediate	Those who passed the written test (2nd grade)L	4	40	2	Statistical analysis using SPSS, survey methodology, solving sample questions from previous exams
	Understanding National Statistics(M)	Basic	ALL	1	30	9	Introduction to National Statistics Survey method Population Statistics, Social Statistics, Economic Statistics

*(C) Cyber-learning, (M) Mobile-learning

Classification	Course Name	Level	Training Target	Period (days)	No. of trainees	Freq.	Syllabus
e-Learning	Industrial classification(C)	Basic	KOSTAT	2	30	7	(Introduction to Industrial classification) overview and revisions in major group (detailed classification methods for each major groups) from major group 1[managers] to major group A(armed forces)
	Time series analysis And Application(C)	Advanced	ALL	3	20	3	Time series regression model, time series model, model selection process, example of empirical analysis, assignments and evaluations
	Time series analysis And Application(M)	Advanced	ALL	1	30	9	
	Statistical analysis using EXCEL(C)	Intermediate	ALL	2	70	7	(Basic Excel) statistical analysis using excel, collection of data and summarization using charts, descriptive statistics, creating charts and graphs for qualitative/quantitative data
	Statistical analysis using EXCEL(M)	Intermediate	ALL	1	50	9	(Performing statistical analysis) use of Excel functions, statistical functions, statistical inference, chi-square test, time series analysis
	SAS examples(C)	Advanced	ALL	3	30	2	(Basic SAS programming) examples, creating dataset, input, arithmetic statement, functions, IF statement, other commands, explanation of KOSTAT examples (Advanced SAS programming) dataset management, basic macro, sort and transpose, proc, program examples
	Basic survey method(C)	Basic	ALL	2	50	7	Introduction to survey method, method of data collection, questionnaire design and survey management, characteristics of enumerators and respondents, training enumerators
	Basic survey method(M)	Basic	ALL	2	50	9	

* (C) Cyber-learning, (M) Mobile-learning

Classification	Course Name	Level	Training Target	Period (days)	No. of trainees	Freq.	Syllabus
e-Learning	Local Policy and Statistics(C)	Basic	ALL	3	70	7	Understanding of Local statistics Basic Knowledge to make a Statistical chart and Application
	Local Policy and Statistics(M)	Basic	ALL	2	30	9	Importance of national Statistics Preparation situation of Local Statistics Major economic indicators Comprehensive Practice using examples
	Occupational classification(C)	Basic	ALL	2	30	7	(Introduction to occupational classification) overview and revisions in major groups (detailed classification method for each major groups) from major group 1[managers] to major group A[armed forces]
	Statistical essential knowledge(C)	Basic	ALL	2	30	5	Representative value, measure of dispersion, ratio, etc
	Statistical thinking(C)	Basic	ALL	3	50	7	Introduction to statistics Collection of data and summarization using charts,
	Statistical thinking(M)	Basic	ALL	2	30	9	Understanding of Index, Distribution Statistical Packages
	Introduction to survey of KOSTAT(M)	Basic	ALL	1	3	9	The survey of household finances and living conditions Mining and manufacturing survey Farm household sales and purchase price Current Household Survey Farm & Fishery household economy
	Basic Statistics(M)			2	50	9	Basic Statistics theory Dispersion, Standard deviation, Estimation Statistical hypothesis test Regression analysis Comprehensive Practice using example
	Basic sample theory(C)	Intermediate	ALL	2	50	5	(Basic sampling theory) concept, probability, expected value, probability & non-probability sampling (Advanced sampling theory) stratified random sampling, systematic sampling, cluster sampling, sampling with probability proportionate to size (Application of program) sampling and projection program, examples
Understanding of regression analysis(C)	Advanced	ALL	2	30	3	(Introduction to regression analysis) definition of regression analysis, simple linear regression, variable transformation, regression analysis using a dummy variable, comprehensive examples (Advanced regression analysis) multiple regression analysis, selection of variables, quantitative economic model, multicollinearity, heteroscedasticity	

*(C) Cyber-learning, (M) Mobile-learning

Classification	Course Name	Level	Training Target	Period (days)	No. of trainees	Freq.	Syllabus
e-Learning	Statistical analysis using SPSS(C)	ALL	Advanced	4	50	4	Introduction to SPSS, SPSS basic statistics, SPSS statistical analysis, advanced use of SPSS
	Statistical analysis using SPSS(M)	ALL	Advanced	2	50	9	
	Understanding of financial statement(C)	ALL	Intermediate	3	50	5	Introduction to financial statement, questionnaire and financial statements, application of survey items
	The survey of household finances and living conditions(C)	Basic	KOSTAT	1	30	5	Outline of Survey Field survey Household member, Asset, debt Income, Expenditure, etc
	The survey of household finances and living conditions(M)	Basic	KOSTAT	1	30	9	
	Current Household Survey(C)	Basic	KOSTAT	1	30	7	Introduction to Current Household Survey, how to make housekeeping books, how to make electronic housekeeping books, how to record data, how enumerators can manage electronic housekeeping books
	Current Livestock Survey(C)	Basic	KOSTAT	1	30	7	Introduction to Current Livestock Survey and method of filling out questionnaire
	Economically Active Population Survey(C)	Basic	KOSTAT	1	30	7	Introduction to Economically Active Population Survey, design and Use of questionnaire, editing method, data processing schedule
	Mining and manufacturing survey (production, shipment, inventory)(C)	Basic	KOSTAT	1	30	7	(Introduction to Mining and Manufacturing Survey) needs for Current Mining and Manufacturing Survey, survey overview (Questionnaire design method) how to design a questionnaire, review of surveys and data input (Management of establishments) how to manage establishments to be surveyed (Practice IPS: how to use IPS program)
	Mining and Manufacturing survey (producing capability, operation rate)(C)	Basic	KOSTAT	1	30	5	(Survey Overview) overview and terminology, selection of survey subjects and management of establishments (Questionnaire design method) how to design a questionnaire, review of surveys and data input (Calculation of production capability) definition of production capability and method of calculation
	Farm Household Economy Survey(C)	Basic	KOSTAT	1	30	7	Overview of Farm Household Economy, survey Theory and Methods, how to fill out farmhouse assets log and daily log, food grain consumption, understanding of crops: rice, barley, garlic, onion, chili, sesame, soybean
	Farm household sales and purchase price survey(C)	Basic	KOSTAT	1	30	5	Introduction to farm household sales and the purchase price survey, methods of field survey
	Cost of Crop production survey(C)	Basic	KOSTAT	1	30	7	Understanding Costs of Crop production survey Paddy rice, garlic, onion, pepper, bean, etc

* (C) Cyber-learning, (M) Mobile-learning

Classification	Course Name	Level	Training Target	Period (days)	No. of trainees	Freq.	Syllabus
e-Learning	Cultivated Area Statistics Survey(C)	Basic	KOSTAT	1	30	7	Overview, management and maintenance of the survey district, survey on area of cultivated land, survey on crop cultivation area
	Crop Production Survey(C)	Basic	KOSTAT	1	30	7	Introduction to Crop Production Survey, method of Crop Production Survey: paddy rice production, barley.upland rice production, garlic.onion.potato, chili.bean.sesame, radish for kimchi.cabbage, apple.pear production
	Price of rice survey(C)	Basic	KOSTAT	1	30	5	Introduction to Price of rice survey, method to field survey
	Current Service Industry Survey(C)	Basic	KOSTAT	1	30	7	Introduction to Current Service Industry Survey, questionnaire Design Method, method of Data Input, service Industry Activity Index
	Current Service Industry Survey(M)	Basic	KOSTAT	1	30	9	Introduction to Consumer Price Survey, survey Methods, how to Use Systems: price system, PDA
	Consumer Price Survey(C)	Basic	KOSTAT	1	30	4	
	Food Grain Consumption Survey(C)	Basic	KOSTAT	1	30	5	Introduction to Food Grain Consumption Survey Method of field survey Computer management System
	Fishery Household Economy Survey(C)	Basic	KOSTAT	1	30	7	Introduction to Fishery Household Economy, understanding of fishery Household Economy, how to fill out daily fishery household log, how to fill out asset log
	Current Fish farming survey(C)	Basic	KOSTAT	1	30	5	Understanding of Current Fish farming survey
	Current Fishery Production Survey(C)	Basic	KOSTAT	1	30	7	Overview of Current Fishery Production Survey, survey based on cooperative and non-cooperative data, survey on inland-water fisheries
	Current Population Survey(C)	Basic	KOSTAT	1	30	7	Introduction to Current Population Survey, how to make housekeeping books, how to record data and check errors, how to record data, how enumerators can manage electronic housekeeping books, understanding of Current Population Survey and job overview, overview of job descriptions for different agencies entering data
	Current of e-commerce and Cyber shopping Survey(C)	Basic	KOSTAT	1	30	5	Definition of e-commerce and Cyber shopping Questionnaire completion method content review and input of materials
	Regional employment survey(manager)(C)	Basic	KOSTAT	1	30	5	Outline of survey Case study on Field survey Industrial Classification Occupational Classification

*[C] Cyber-learning, [M] Mobile-learning

Classification	Course Name	Level	Training Target	Period (days)	No. of trainees	Freq.	Syllabus
e-Learning	Regional employment survey(Investigator)(C)		KOSTAT	1	30	5	Outline of survey Case study on Field survey
	Cost of Livestock production survey(C)		KOSTAT	1	30	7	Understanding of Cost of Livestock production survey Beef cattle, milk cattle, fed pigs, layer chicken, etc
	Preparation for social survey analyst(C)		KOSTAT Other Public Servant	2	50	5	Definition of research and data collection, design of questionnaire and samples, measurement and scale, social statistics
Others	Statistical academy for high school student		High school student	2	30	2	Connection between statistics and economics, enhancing statistical mind, group discussion
	Statistical workshop for university students		University students	3	30	3	Understanding national statistics, explanation of statistical indicators, use of statistical data
	Writing statistical thesis for graduate student		Graduate student	3	20	3	Collecting the statistical data, population and sample, analysis of variance(One-way ANOVA, ANCOVA, MANNOVA), regression analysis, case study
	Love Sharing Statistical camp		Elementary school students (5th or 6th grade)	3	30	3	Importance of Statistical thinking Statistics and Creativity Statistical data collection Make a Statistics Poster
	Statistical camp for children		Elementary school students (5th or 6th grade)	3	30	4	Quizzes to teach how social and economics are used, experiencing statistics using computers
	Statistical training for middle school teacher		middle school teacher	5	20	1	Introduction to social and economics statistics, survey planning, finding of statistical information, statistical thinking, teaching statistical methods
	Statistical academy for middle school student		Middle school students	3	30	2	Use of statistics, statistical decision-making theory, ways to solve statistical problem, understanding social problems by looking at statistics
	Statistical training for elementary school teacher		elementary school teacher	5	15	1	Introduction of social and economics statistics, survey planning, finding of statistical information, statistical thinking, teaching method of statistics
	Statistics Seminar		ALL	1	15	5	Current topics of Statistics
	Field Survey Training (Cyber + Class)		KOSTAT	3	40	2	Introduction to survey method, data collection method questionnaire design and survey management, characteristics of enumerators and respondents, training enumerators
	Statistical Class for children		Elementary school students	1	30	5	Quizzes to teach how social and economics are used, experiencing statistics using computers
	Statistics		ALL	15	20	1	basic statistics theory, basic statistics practice evaluation, basic index theory practice evaluation, understanding of seasonal adjustment
	Field Survey Training		unemployed	5	30	1	Introduction to survey method, data collection method, questionnaire design and survey management, characteristics of enumerators and respondents, training enumerators

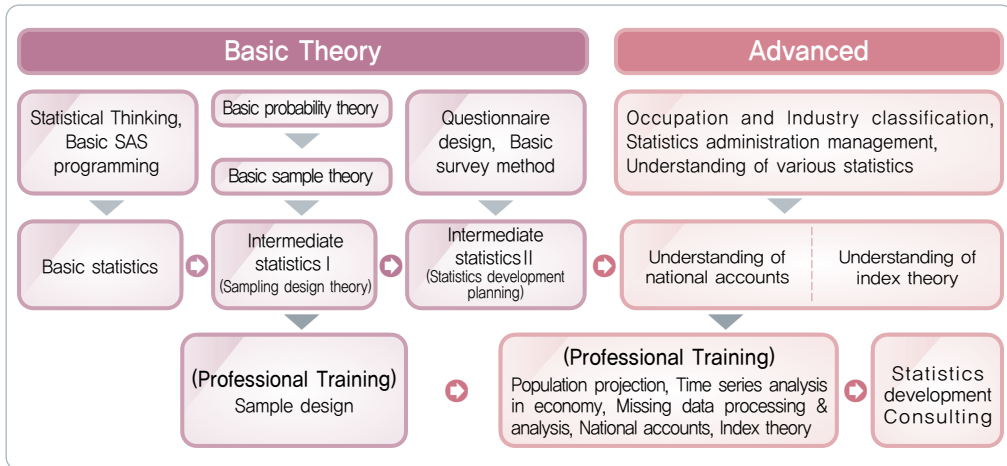
*(C) Cyber-learning, (M) Mobile-learning

Classification	Course Name	Level	Training Target	Period (days)	No. of trainees	Freq.	Syllabus
Others	Custom-tailored course		ALL	15	15	20	Search for a creative solution Problem solving method Action learning Theoretical learning
	KOICA] Statistical training		Foreign government officials or engineers	21	15	4	Introduction of Statistics Korea and statistical system, class focusing on practical exercise and discussions, country report, hands-on experience of Korean culture, visit to major industrial sites
	Designing future		KOSTAT	5	30	1	Retirement Preparation
	Music and life		KOSTAT	2	30	1	Cultural studies on Music
	Healing Camp		KOSTAT	3	30	3	Recreation program for Staffs
	Leadership for Personal Capacity(M)	Basic	ALL	1	50	9	Planning / Pushing ahead Strategy Reasoning Skills / Observation
	Leadership development(M)	Basic	ALL	1	50	9	Self-coaching Image making / Image Training Communication Skills
	Problem Solving Ability(M)	Basic	ALL	1	50	9	Useful-tips for solving problems in workplace
	Integrity(C)	Basic	ALL	1	100	7	Preventing corruption and national development, the corruption reporting system, system which prevents corrupt officials from reemploying, codes of conduct for government officials, the corruption impact assessment system, ethical management
	Psychology for Persuasion(M)	Basic	ALL	1	50	9	Greeting / Asking Skills Mind control Authority / Reciprocity / Consistency law
	Tips for worklife(M)	Basic	ALL	1	50	9	Useful-tips for leading a Successful worklife
	Statistics Act(C)	Basic	ALL	1	50	7	Outline of statistical quality management, method to write self-evaluation of quality, presentation of evaluation results, feedback and discussion
	Self-Improvement(M)	Basic	ALL	1	50	9	Self coaching Image making Skills Etiquette training in workplace
Negotiation Skills(M)	Basic	ALL	1	50	9	Useful-tips for upgrading our Negotiation Skills	

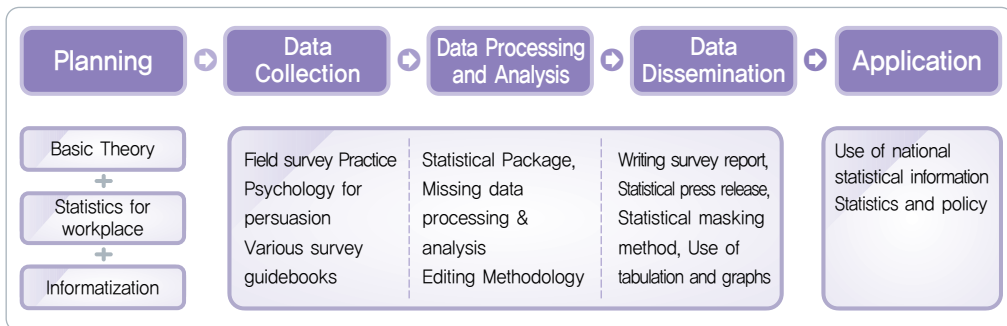
*[C] Cyber-learning, [M] Mobile-learning

Learning Pathway

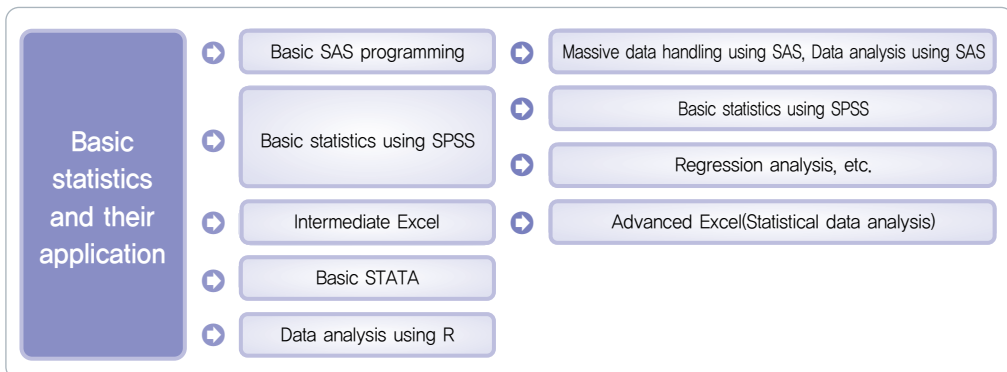
❖ Curriculum at different levels



❖ Curriculum by statistical process



❖ Guide for statistical packages



IV

Facilities

- Various lecture facilities
- Facilities for various conferences and events
- Library and relaxation
- Physical and other facilities
- Accommodation
- STI Jeju Training Center
- Statistical Center building layout



▲ Computer laboratory



Various lecture facilities

- 10 general, computer and video lecture rooms
- 12 discussion rooms for discussion-based instruction and a language laboratory to enhance the language skills of the officers

Facility	Location	Occupancy (Persons)	Main equipment
Lecture room 1	3F & 4F Main building	80	PC, Beam projector, Visual presenter
Lecture room 2		50	
Lecture room 3~6		37	
Computer laboratory 1~2		30	DVD/video equipment
Computer laboratory 3~4		50	
Language laboratory		16	Studio for video recording
Video lecture room		–	2 PC, Printer
Discussion room 1~4	10		
Discussion room 5~12	3F Annex building	12	



▲ Lecture room



▲ Discussion room



▲ Language laboratory



▲ Video lecture room



▲ Auditorium



Facilities for various conferences and events

- 300-seat auditorium for various events such as education programs, lectures, seminars, concerts, movies and exhibitions
- International conference hall with 6 simultaneous interpretation booths for international training programs, seminars and academic conferences
- Conference hall for internal and external conferences

Facility	Location	Occupancy (Persons)	Main equipment	Comments
Auditorium		300	Beam projector, Digital Dolby System	Dressing room
International conference hall	1F Main building	91	Beam projector, control console, 6 simultaneous interpretation booths	
Small conference hall		41	Beam projector, control console	



▲ International conference hall



▲ Small conference hall



▲ Library

Library and relaxation

- Textbooks produced by STI, KOSTAT publications, general books, CDs and DVDs available for trainees and officers
- Computer room with PCs and printers
- Outdoor terrace deck as a resting place for trainees and officers

Facility	Location	Contents	Comments
Library	4F Main building	STI lecture textbooks, KOSTAT publications, general books, KOSTAT & external organization periodicals, newspaper stands, 12 PCs for e-book viewing	Main area, periodicals, digital library
Computer room	3F Annex building	12 PCs and printer	
Outdoor terrace	2F Main building	Parasols, benches, etc.	



▲ Computer room



▲ Outdoor terrace



▲ 1F lobby



▲ Exercise room



Physical and other facilities

- Indoor : exercise room(shower room available) and table tennis room
- Outdoor : basketball and volleyball courts, other exercise facilities
- Recreation room designed for yoga, sports dance and other activities
- 2 cafeterias seating up to 400 persons managed to provide trainees with an enjoyable meal in a pleasant environment

Facility	Location	Equipments	Comments
Exercise room	2F Annex building	various training equipment	Shower room(men, women)
Table tennis room		2 table tennis set	paddles, balls
Recreation room	3F Annex building	yoga mats, etc.	
Cafeteria 1	2F Annex building		
Cafeteria 2			
Convenience store			snack & drink
Basketball & Volleyball court	Outdoor		
Parking lot	Underground & ground		



▲ Cafeteria



▲ Table tennis room



▲ Recreation room



▲ standard room

Accommodation

- Accommodation up to 276 people and provides various convenient facilities such as a laundry room(3F), lounge, linen-room in each floor and cable TV, desk, wireless LAN on each room
- Security ensured by card keys and room management system

Room Type	No. of rooms	Occupancy (persons per room)	Comments
Standard room	118	2	24m ²
Family room	2	4	48m ² , Condo style
Group room	4	6	72m ² , Korean Ondol style
VIP room	2	2	48m ² , Hotel style
Room for those with special needs	4	1	26m ²



▲ Dormitory lounge



▲ Group room



Statistics Center building layout

Floor	Main building	Annex building
13~15F	Other office(for rent)	
9~12F	Chungcheong Regional Statistics Office(CRSO)	Dormitory room (4~9F)
6~8F	Statistics Research Institute(SRI)	
5F	Office of Statistical Training Institute(STI)	
4F	Library, Computer laboratory 3&4, Lecture room 5&6, Language laboratory, Discussion room 4	
3F	Video lecture room, Computer laboratory 1&2, Lecture room 1~4, Discussion room 1~3	
2F	Cafeteria 1&2, Convenience store	Exercise room, Table tennis room
1F	Auditorium, International conference hall, Small conference hall	
B1F	Parking lot	



STI Jeju Training Center

- Provides training facilities and accommodation for officers of KOSTAT and statistics-related organizations
- Address : 417-2, Ido 2-dong, Jeju city

Facility	No. of rooms	Occupancy (persons per room)	Equipment
Conference room	1	50	30 laptops, beam projector, amplifier
Discussion room	2	10~15	Conference table
Single room	1	1	1 single bed, TV, refrigerator, PC
Single room	6	2	2 single beds, TV, refrigerator, PC
Double room	5	3~4	1~2 queen beds, TV, refrigerator, PC

Fulfilling Statistical Powerhouse

Statistical Training Institute

