

Sub-regional Workshop on Data and Statistics for Sustainable Development Goals (SDGs)
26 – 30 September 2016, Almaty, Kazakhstan

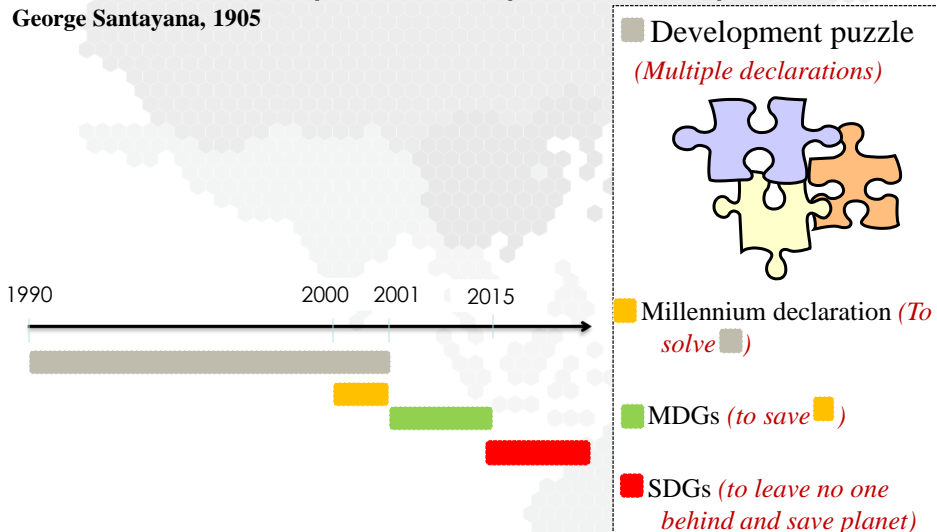
Session 1.1- Overview of the SDGs

Arman Bidarbakht Nia
Statistician, Statistics Division (UN-ESCAP)



Statistics Division
<http://www.unescap.org/our-work/statistics>

"Those who cannot remember the past are condemned to repeat it."
"Те, кто не помнит прошлого, обречены повторять его"
George Santayana, 1905



Statistics Division
<http://www.unescap.org/our-work/statistics>

MDGs

Great success

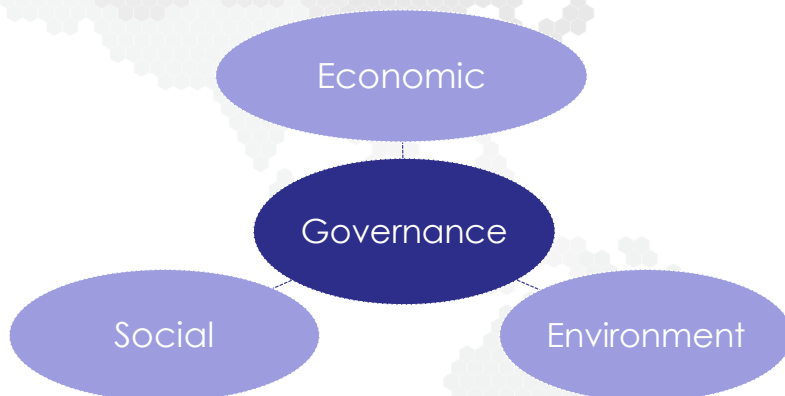


1 ERADICATE EXTREME POVERTY AND HUNGER	2 ACHIEVE UNIVERSAL PRIMARY EDUCATION	3 PROMOTE GENDER EQUALITY AND EMPOWER WOMEN	4 REDUCE CHILD MORTALITY
5 IMPROVE MATERNAL HEALTH	6 COMBAT HIV/AIDS, MALARIA AND OTHER DISEASES	7 ENSURE ENVIRONMENTAL SUSTAINABILITY	8 GLOBAL PARTNERSHIP FOR DEVELOPMENT

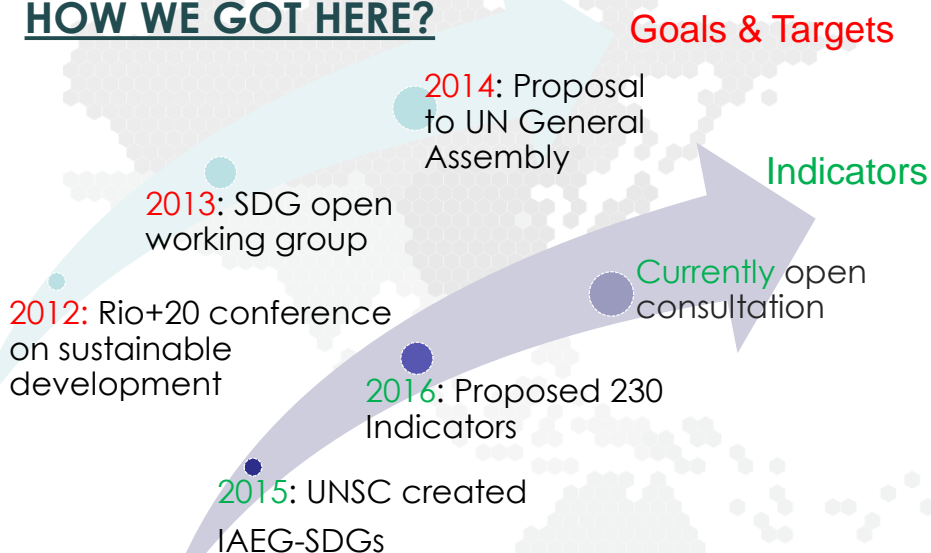
Time to complete our unfinished work!

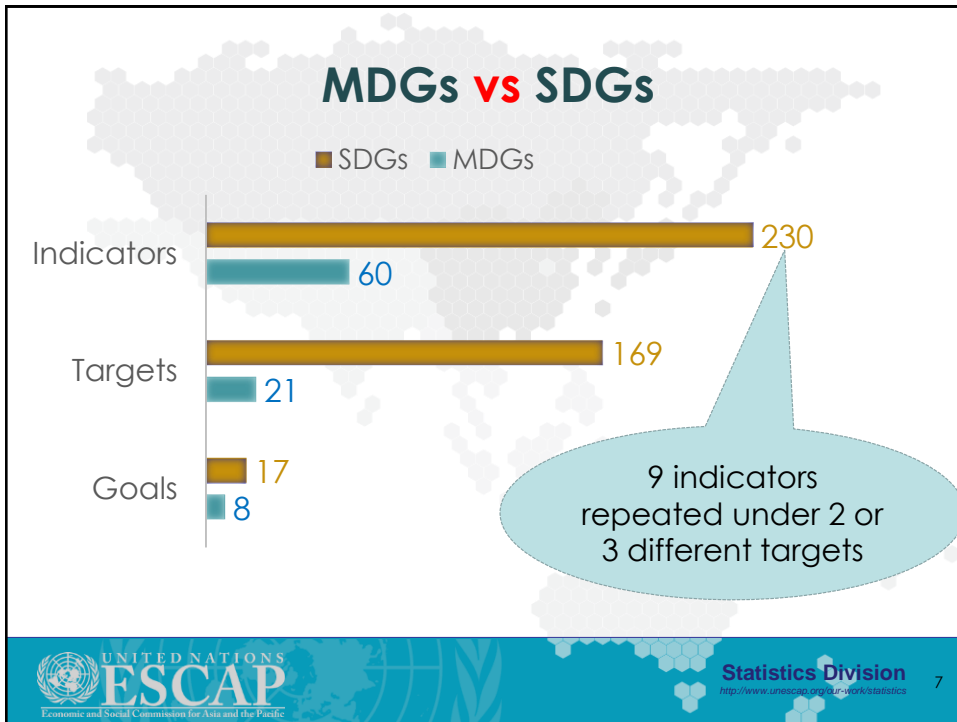
 TRANSFORMING OUR WORLD: THE 2030 AGENDA FOR SUSTAINABLE DEVELOPMENT	1 NO POVERTY	2 ZERO HUNGER	3 GOOD HEALTH AND WELL-BEING	4 QUALITY EDUCATION	5 GENDER EQUALITY
6 CLEAN WATER AND SANITATION	7 AFFORDABLE AND CLEAN ENERGY	8 DECENT WORK AND ECONOMIC GROWTH	9 INDUSTRY, INNOVATION AND INFRASTRUCTURE	10 REDUCED INEQUALITIES	11 SUSTAINABLE CITIES AND COMMUNITIES
12 RESPONSIBLE CONSUMPTION AND PRODUCTION	13 CLIMATE ACTION	14 LIFE BELOW WATER	15 LIFE ON LAND	16 PEACE, JUSTICE AND STRONG INSTITUTIONS	17 PARTNERSHIPS FOR THE GOALS

Sustainable development calls for:
Socially inclusive and environmentally sustainable economic growth



HOW WE GOT HERE?





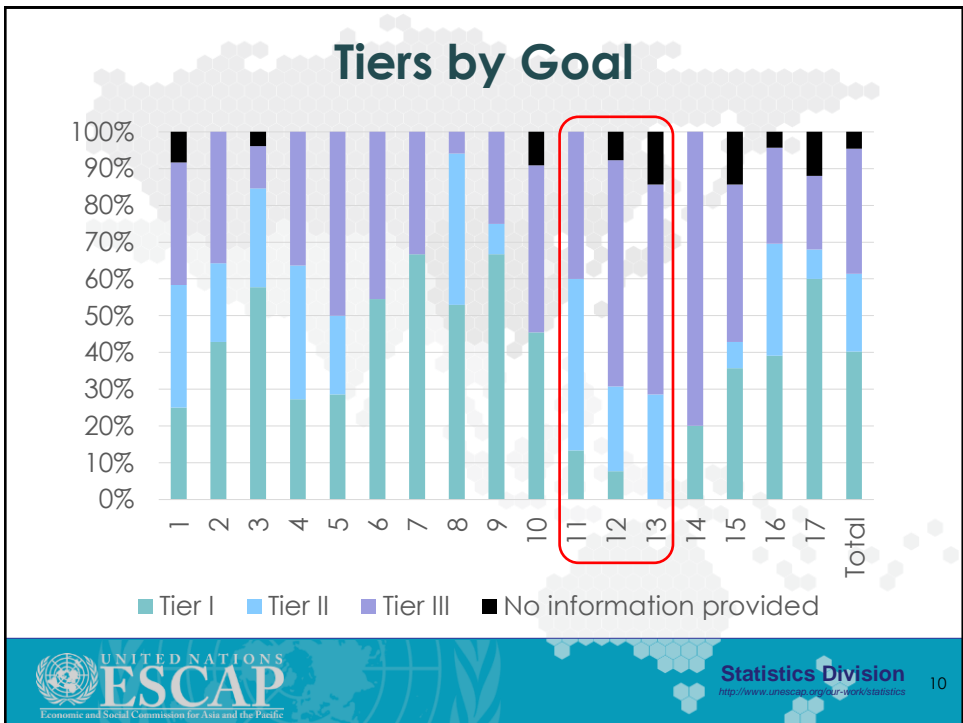
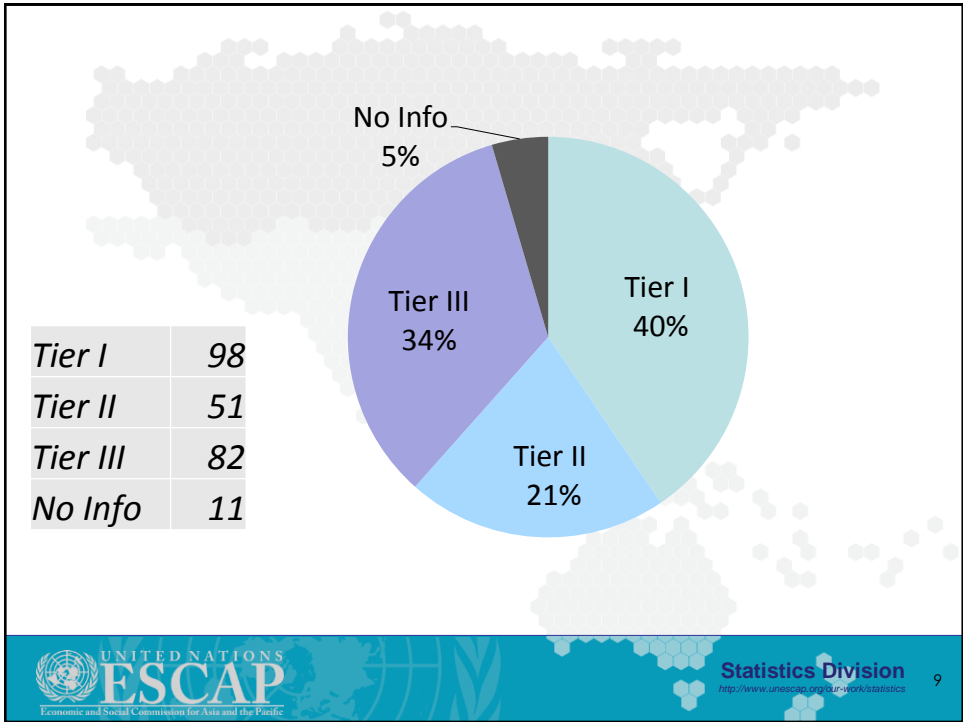
Tier-based approach

IAEG-SDGs has classified indicators as :

Tier 1:	<ul style="list-style-type: none"> • Established methodology and data widely available
Tier 2:	<ul style="list-style-type: none"> • Established methodology but data not easily available
Tier 3:	<ul style="list-style-type: none"> • No established methodology yet

UNITED NATIONS
ESCAP
 Economic and Social Commission for Asia and the Pacific

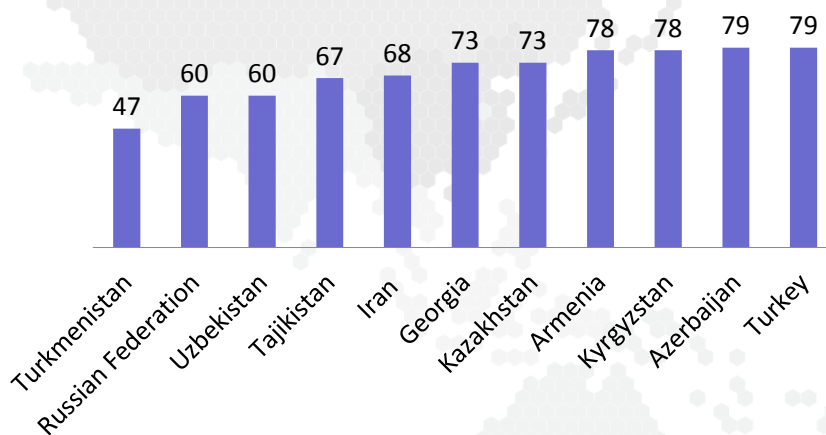
Statistics Division
<http://www.unescap.org/our-work/statistics>



Data availability in this sub-region*

* Information based on ESCAP Database only

Number of indicators for which at least one data point is available since 2005



Average Availability of Indicators by Goal (in 11 countries)

