



Session 3.2.

Going from derived variables to indicators



Learning objective

- Be aware of the most important indicators related to the informal economy
- Be able to construct useful indicators on the basis of derived variables
- Be able to interpret these indicators



Main indicators of the informal economy

- **Informal sector units** (as a % of all economic units)
- **Workers in the informal economy** (as a % of all workers)
 - For men and women separately
 - For the various age groups
 - For the various types of workplace
 - And other characteristics

The indicators may cover ...

- Only persons in employment, also workers who produce goods for own final use, or all workers
- Only non-agriculture
- Only the main job



More detail for workers in the informal economy

- Classified by components
 - Workers engaged in informal sector units (as a % of all workers)
 - Informal workers engaged in formal sector units (as a % of all workers)
 - Informal workers engaged in households (as a % of all workers)
- Classified by status in employment
 - Informal entrepreneurs
 - Paid employees
 - Paid employees in the informal sector
 - Paid employees in the formal sector
 - Paid employees in households (domestic employees)
 - Contributing family workers
 - CFW in the informal sector
 - CFW in the formal sector
 - Other unpaid workers
 - Other unpaid workers in the informal sector
 - Other unpaid workers in the formal sector
 - Own use producers exclusively for own final use
 - Other unpaid workers in households



Main indicator on the informal economy

Workers in the informal economy as a percentage of all workers

- By components (workers in informal units, other informal workers)
- By sex, age and place of work

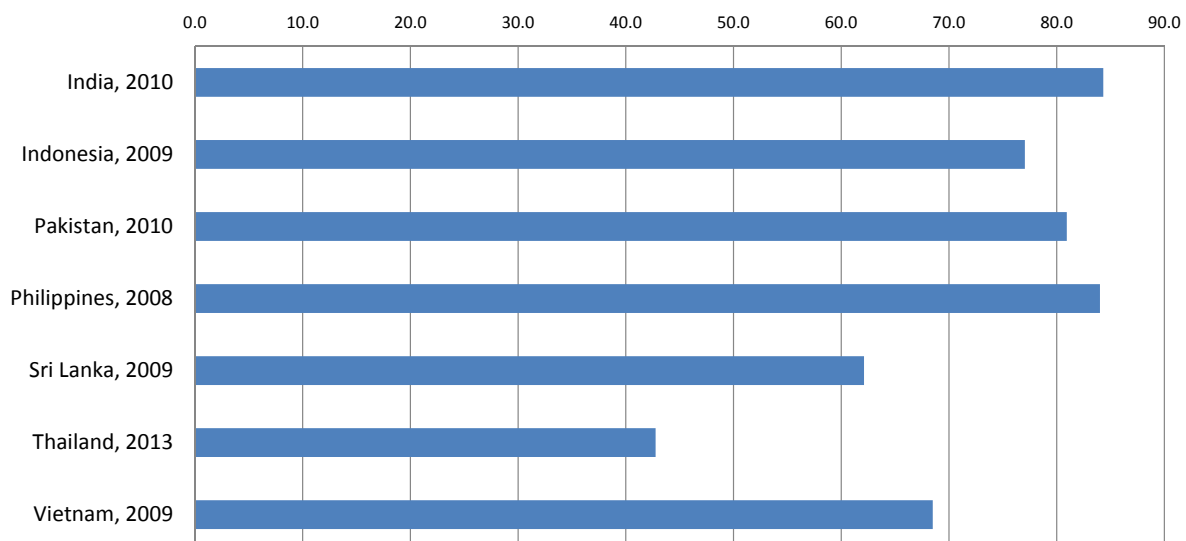
	Philippines, 2008 (‘000s)	%
WORKERS IN NON-AGRICULTURE (‘000s)	21,626.2	
Workers in the informal economy (main job)	18,169.9	84.0
Workers in informal economic units	15,680.0	72.5
Workers with informal jobs in formal economic units	785.3	3.6
Workers with informal jobs in households	1,704.5	7.9

$= 18,169.9 / 21,626.2 * 100$

5

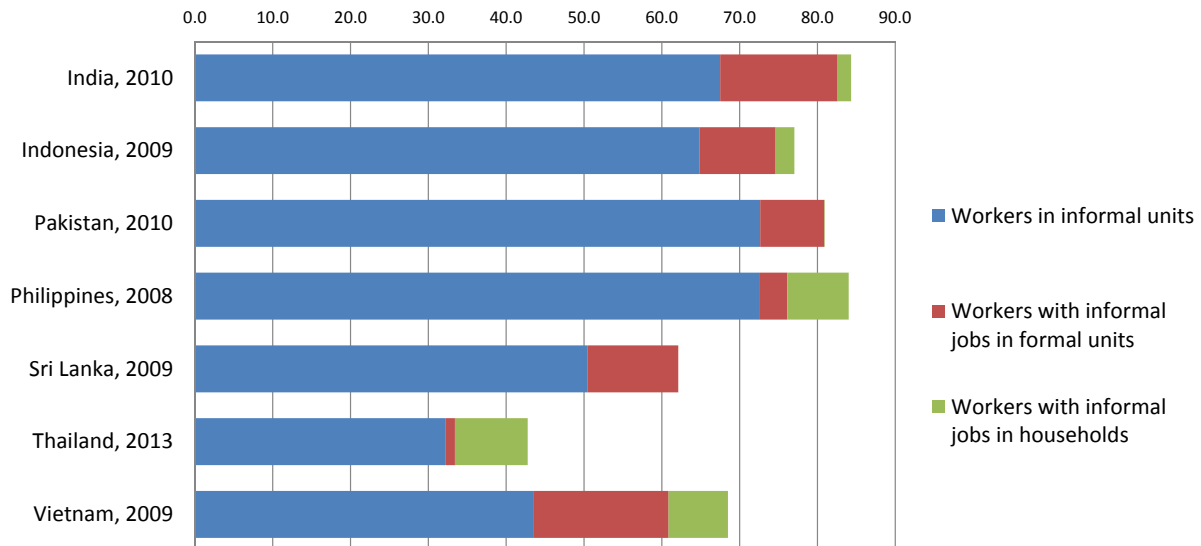
It is better with a graph!!

Workers in the informal economy as a % of all workers, selected Asian countries



By components it is more informative

Workers in the informal economy as a % of all workers, by type of informality, selected Asian countries



Indicators by status in employment

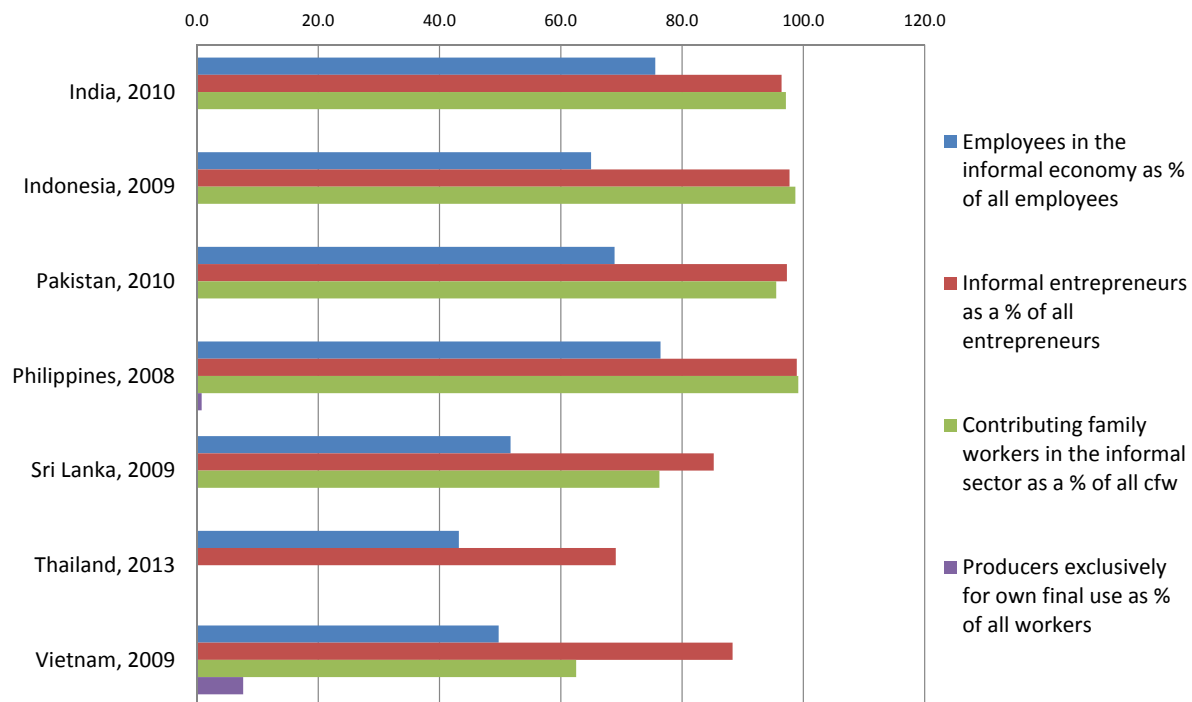
	Philippines, 2008 ('000s)		%
All employees	14,405.7	Entrepreneurs in the informal economy as a % of all entrepreneurs	98.9
Employees in the informal economy	11,012.8	Employees in the informal economy as % of all employees	76.4
All entrepreneurs	5,847.1	Contributing family workers in the informal sector as a % of all family workers	99.2
Entrepreneurs in the informal economy	5,783.7	Producers exclusively for own final use as % of all workers	0.8
All contributing family workers	1,204.5		
Contributing family workers in the informal sector	1,194.4		
All producers of goods exclusively for own final use	168.8		

Callout for 98.9: $= 5,783.7 / 5,847.1 * 100$

Callout for 76.4: $= 11,012.8 / 14,405.7 * 100$



Indicators for workers in the informal economy by status in employment, selected Asian countries



More detail for employees

Employees in the informal economy can work in ...

Informal economic units

Formal economic units

Households

Employees with informal jobs

Employees with formal jobs

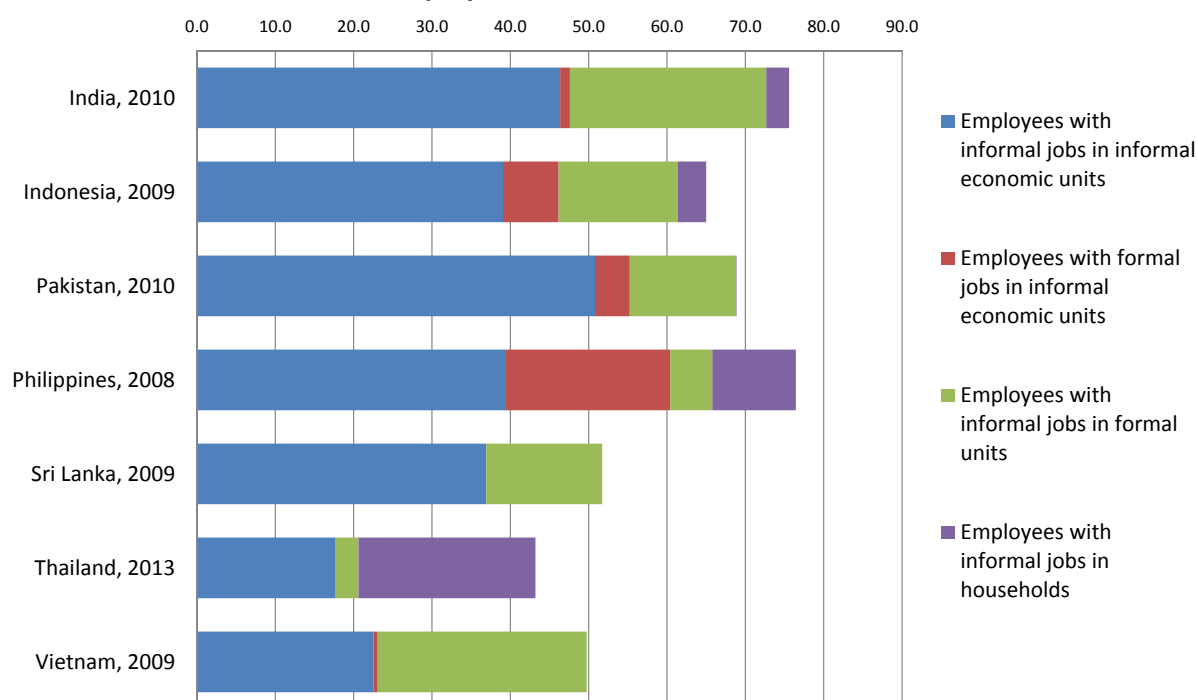


More detail for employees ...

	Philippines, 2008	%
EMPLOYEES	14,405.7	
Employees in the informal economy	11,012.8	76.4
Employees with informal jobs in informal economic units	5,682.4	39.4
Employees with formal jobs in informal economic units	3,019.4	21.0
Employees with informal jobs in formal economic units	775.3	5.4
Employees with informal jobs in households	1,535.7	10.7



Employees in the informal economy as a % of all employees, by type of employee, selected Asian countries



Metadata

- Methodological and quality information of the statistics
 - Methodological metadata are needed ...
 - To facilitate sharing, querying, interpreting and understanding the data
 - To facilitate the processing of data
 - To harmonize national statistics to prepare regional/global estimates
 - Quality of data metadata are needed ...
 - To evaluate the validity of statistics as a representation of the reality
- Particularly important for informality because
 - The field is relatively new
 - There are differences in national definitions and in time



Metadata (cont'd)

- Metadata need to be provided in a consistent manner
 - Need to determine which information to provide
 - Depending on intended uses of the data
 - For informality, the uses are very different
 - So, it is not easy to decide which information to provide
- Various international initiatives
 - That try to standardize the way metadata are to be organised and transmitted
 - Data Documentation Initiative (DDI)
 - ISO/IEC 11179
 - Standard of Data and Metadata Exchange (SDMX)
 - Data and Metadata Reporting and Presentation Handbook



Dissemination

- Paper reports
 - Advance release
 - Methodological report
 - Detailed survey report
- Computer-based products
 - Internet
 - Compact Disks
 - Micro-data (anonymised)
- Promotional efforts
 - Press releases
 - Brochures for the general public
 - Organized conferences
 - Articles for newspapers, magazines, professional journals

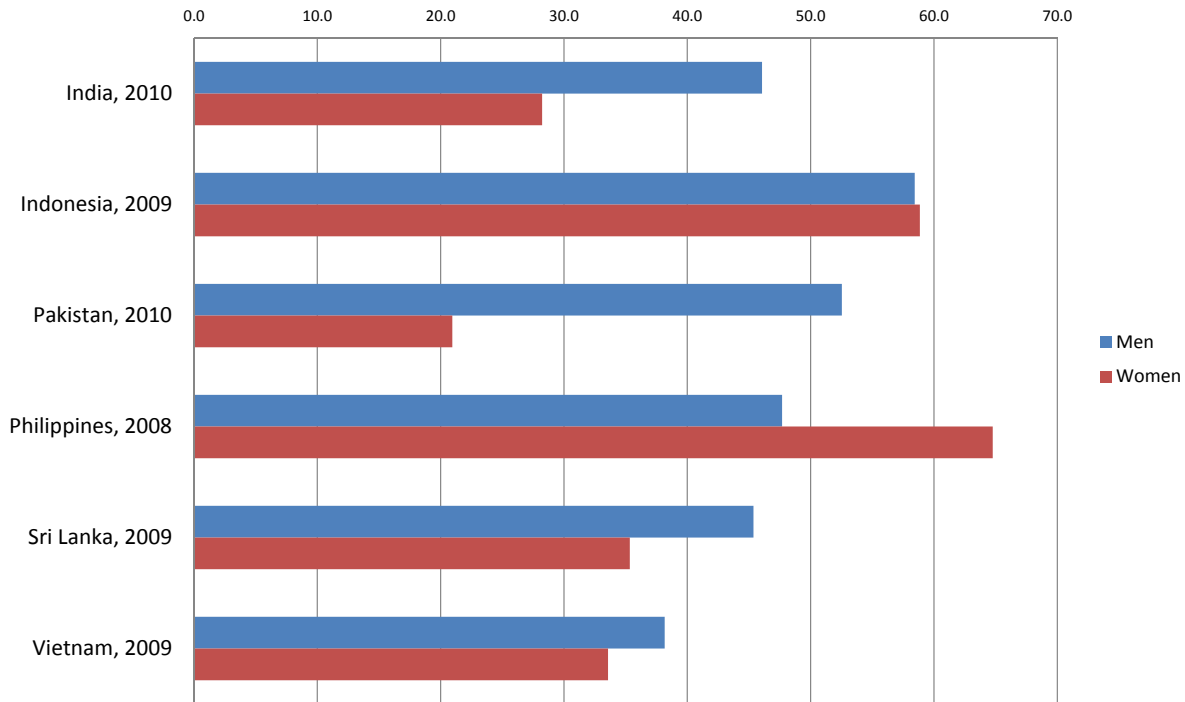
Cheaper way to disseminate more results
Wider audience
Create more user demand



Group exercise



Workers in the informal economy as % of all workers, by sex, for selected Asian countries



Workers in the informal economy as a % of all workers, by sex and type of informality, selected Asian countries

