



In the Name of Allah

Services Statistics in the I.R. Iran

Banfsheh Najafi
Expert on Financial Services
Statistical Centre of Iran (SCI)

National Accounts in the I.R. Iran

- The national accounts of the I.R. Iran are calculated at different levels: annual accounts, quarterly accounts, regional accounts, satellite accounts and input-output tables.
- The GDP is calculated in two methods: "Production method, "Expenses method" and combination of these two methods.

➤ Annual accounts

These statistics include the value added of 72 industries, household final consumption expenditures, government final consumption expenditures, capital formation, export, import, compensation of employees and operation surplus.

National Accounts in the I.R. Iran (continued)

➤ Regional accounts

- Regional accounts have been calculated for 31 provinces of the I.R. Iran since the year 2000 by current prices.

➤ Quarterly accounts

- These statistics include the value added of industries, household final consumption expenditures, government final consumption expenditures, capital formation, export and import by current and constant prices.

National Accounts in the I.R. Iran (continued)

➤ Satellite accounts

Health Account (2001-2016), Information Communication Technology Account (2013-2016), Government Financial Statistics (2006-2012), Rural Accounts (time series: 2012-2016), Cooperatives Accounts(2010) and the SCI is going to produce Tourism Satellite Account.

➤ Input-output tables

- In the I.R. Iran input-output tables are compiled every 10 years and the last input-output tables was compiled in 2011 based on surveys.
- In the services sector, we conducted 90 surveys for obtaining needed information.

Services Accounts in the I.R. Iran

- The contribution of the value added of services sector was 47% and the contribution of employees in this sector was 50% in 2016.
- A comparison between the growth of GDP of this sector in the year 2017 and that of the year 2016 shows a 7.1 percent increase.
- The SCI has compiled and calculated the annual accounts according to ISIC 3.1 up to 2016, but it is going to calculate it based on ISIC 4. In this regard, there is no time series for annual accounts according to the ISIC4.

Services industries

- Wholesale and retail trade; repair of motor vehicles and motorcycles

Statistical Resource

1. The consumption of other industries such as agriculture, mining and quarrying, manufacturing, and import
2. Expenditure of household
3. Conducting of the survey (Comprehensive Business survey): annually
4. The growth of population, price index and Household Income and Expenditure surveys.



Services industries(continued)

- **Transportation and storage**

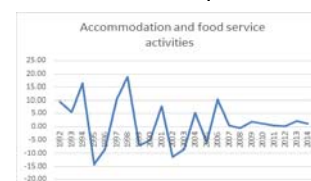
Statistical Resource

1. The registration information (Corporation financial statements)
2. Conducting of the surveys: Every 3 years
3. The number of statistical units and statistical frame (the statisticians of the statistics bureaus in the provinces prepare them)

- **Accommodation and food service activities**

Statistical Resource

1. Conducting of the surveys: every 5 years
2. The growth of population, price index and Household Income and Expenditure surveys
3. Taking the non-financial information such as number of passengers, nights stay and etc. from the provinces, monthly.
4. IO information



Services industries(continued)

- **Information and communication**

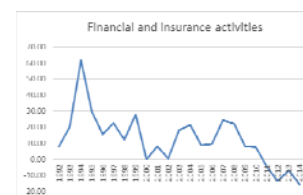
Statistical Resource

1. IO information
2. The number of statistical units and statistical frame (the statisticians of the statistics bureaus in the provinces prepare them annually)
3. Conducting of the surveys: every 3 years
4. The registration information (Corporation financial statements)

- **Financial and insurance activities**

Statistical Resource

1. The registration information (Corporation financial statements)
2. Conducting of the surveys: every 3 years
3. Obtaining the financial information from the statistics bureaus of provinces annually

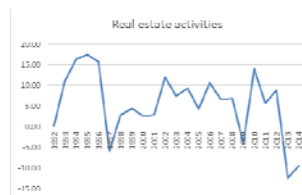


Services industries(continued)

- **Real estate activities**

[Statistical Resource](#)

1. The registration information (Corporation financial statements)
2. Taking the financial information from the provinces annually
3. Household Income and Expenditure surveys



- **Professional, scientific and technical activities**

[Statistical Resource](#)

1. Obtaining the financial information from the statistics bureaus of provinces annually
2. The number of statistical units and statistical frame - (the statisticians of the statistics bureaus in the provinces prepare them annually)
3. IO information
4. Comprehensive Business survey

Services industries(continued)

- **Administrative and support service activities**

[Statistical Resource](#)

1. The number of statistical units and statistical frame - (the statisticians of the statistics bureaus in the provinces prepare them annually)
2. IO information
3. Conducting of the surveys: Every 3 years
4. The registration information (Ministry of Labor)
5. Comprehensive Business survey



- **Public administration and defense; compulsory social security**

[Statistical Resource](#)

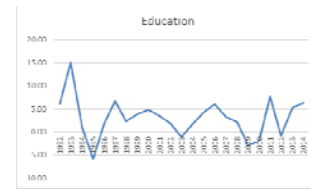
The registration information (Ministry of Finance and Treasury, Finance Government Budget, Plan and Budget Organization)

Services industries(continued)

- Education

Statistical Resource

1. IO information (provincial structure)
2. The registration information (Ministry of Education)
3. Obtaining the financial information from the Statistics Bureaus of provinces annually



- Human health and social work activities

Statistical Resource

1. The registration information (Ministry of Health, Treatment, and Medical Education)
2. Conducting of the surveys: every 3 years
3. Household Income and Expenditure surveys
4. Government budget



Services industries(continued)

- Arts, entertainment and recreation

Statistical Resource

1. Household income and expenditure surveys
2. Conducting of the surveys: Every 3 years
3. Government budget
4. The registration information (Corporation financial statements)

- Other service activities

Statistical Resource

1. Household income and expenditure surveys
2. The registration information (Corporation financial statements)
3. IO information (provincial structure)
4. The number of statistical units and statistical frame - (the statisticians of the statistics bureaus in the provinces prepare them annually)
5. Comprehensive Business survey



Improvement and progress of services industries in the I.R. Iran:

1. Using of register-based data in the SCI
2. More cooperation and interaction with other corporations for receiving their registration information and their financial statement every year.
3. E-surveys and using tablet in the field operation and simultaneous editing. This leads to decrease in the number of statistical and non-statistical errors.
4. Changing the base year from 1997 to 2011.
5. Compiling the input-output tables for the year 2011
6. Compiling the satellite accounts in the service sector

Challenges

1. Lack or inadequacy of statistical data;
2. Confidentiality or inaccessibility of some statistics
3. Using of indirect, estimated data or in some cases old and out of date data;
4. High expenses of collecting and processing of the data;
5. The shortage of registered data in all activities;
6. Lack of complete and accurate statistical framework;
7. Lack of up to date annual accounts due to lack of timely access to information

Thank You