

Services Statistics

By: Banafsheh Najafi

Statistical Centre of Iran (SCI)

1. Introduction

In the I.R. Iran, economic activities are divided into 72 industries and the System of National Accounts 2008 (SNA 2008) and all the classification of activities such as ISIC, CPC, COFOG, COICOP, etc. are used for calculating the national accounts.

The SNA 2003 and ISIC 3.1 were used until the year 2016 for calculating the national accounts in the SCI. The national accounts of the I.R. Iran are calculated at different levels: annual accounts, quarterly accounts, regional accounts, satellite accounts, and input-output tables. The GDP is calculated in two methods: "Production method, "Expenses method" and combination of these two methods.

Annual accounts:

There is a time series of national accounts by current and constant prices and the base year (1997=100), since 1961.

These statistics include the value added of 72 industries, household final consumption expenditures, government final consumption expenditures, capital formation, export, import, compensation of employees and operation surplus.

Regional accounts:

Regional accounts have been calculated for 31 provinces of the I.R. Iran since the year 2000. It is included in the value added of 72 industries for all provinces by current prices.

Quarterly accounts:

Quarterly accounts have been calculated by current and constant prices and base year(1997=100) since 1991.

These statistics include the value added of industries, household final consumption expenditures, government final consumption expenditures, capital formation, export and import.

Satellite accounts:

- Health account (time series: 2001-2016)
- Information Communication Technology account (time series: 2013-2016_)
- Government Financial Statistics (time series: 2006-2012)
- Rural accounts (time series: 2012-2016)
- Cooperatives Accounts
- The SCI is going to produce tourism Satellite Account

Input-output tables:

In the I.R. Iran input-output tables are compiled every 10 years and the last input-output tables was compiled in 2011. It has 114 columns and 156 rows. These input-output tables were compiled by survey. In the services sector, we conducted 90 surveys for obtaining needed information.

2. Services industries

Services sector play an important role in Iran's economy. The contribution of services sector to GDP and employment is higher than other sectors in the economy.

This sector is one of the productive and profitable sectors and can play a special role in improving economic system of the country. The contribution of the value added of services sector was 47% and the contribution of employees in this sector was 50% in 2016.

We can classify the industries of services sector into four sub-sectors, productive services, distributive services, personal services and social services.

A comparison between the growth of GDP of this sector in the year 2017 and that of the year 2016 shows that this indicator 7.1 percent increase.

Industries of services sector

As mentioned before, the SCI has compiled the annual accounts according to ISIC 3.1 up to 2016, but is going to calculate it based on ISIC 4. In this regard, there is no time

series for annual accounts according to the ISIC4. The industries in ISIC 3.1, depending on political or economic importance, were classified into 72 industries.

- **Wholesale and retail trade; repair of motor vehicles and motorcycles**

Coverage

- 1- Wholesale and retail trade and repair of motor vehicles and motorcycles-45
- 2- Wholesale trade, except of motor vehicles and motorcycles-46
- 3- Retail trade, except of motor vehicles and motorcycles-47

Statistical Resource

- 1- The consumption of other industries, such as Agriculture, Mining and quarrying, Manufacturing, and import
- 2- Expenditure of household
- 3- Conducting of the survey (Comprehensive Business survey) annually
- 4- The growth of population, price index and Household Income and Expenditure surveys.

- **Transportation and storage**

Coverage

- 1- Land transportation and transportation via pipelines-49
- 2- Water transport-50
- 3- Air transport-51
- 4- Warehousing and support activities for transportation-52
- 5- Postal and courier activities-53

Statistical Resource

- 1- The registration information (Corporation financial statements)

- 2- Conducting of the surveys: Every 3 years
- 3- The number of statistical units and statistical frame (the statisticians of the statistics bureaus in the provinces prepare them)

- **Accommodation and food service activities**

Coverage

- 1- Accommodation-55
- 2- Food and beverage service activities-56

Statistical Resource

- 1- Conducting of the surveys: every 5 years
- 2- The growth of population, price index and Household Income and Expenditure surveys
- 3- Taking the non-financial information such as number of passengers, nights stay and etc. from the provinces, monthly.
- 4- IO information

- **Information and communication**

Coverage

- 1- Publishing activities-58
- 2- Motion picture, video and television program production, sound recording
- 3- and music publishing activities-59
- 4- Programming and broadcasting activities-60
- 5- Telecommunications-61
- 6- Computer programming, consultancy and related activities-62
- 7- Information service activities-63

Statistical Resource

- 1- IO information
- 2- Price index
- 3- The number of statistical units and statistical frame - (the statisticians of the statistics bureaus in the provinces prepare them annually)
- 4- Conducting of the surveys: every 3 years
- 5- The registration information (Corporation financial statements)

- **Financial and insurance activities**

Coverage

- 1- Financial service activities, except insurance and pension funding-64
- 2- Insurance, reinsurance and pension funding, except compulsory social security-65
- 3- Activities auxiliary to financial service and insurance activities-66

Statistical Resource

- 1- The registration information (Corporation financial statements)
- 2- Conducting of the surveys: every 3 years
- 3- Taking the financial information from the provinces annually

- **Real estate activities**

Coverage

1. Real estate activities-68

Statistical Resource

- 1- The registration information (Corporation financial statements)
- 2- Taking the financial information from the provinces annually
- 3- Household Income and Expenditure surveys

- **Professional, scientific and technical activities**

Coverage

- 1- Legal and accounting activities-69
- 2- Activities of head offices; management consultancy activities-70
- 3- Architectural and engineering activities; technical testing and analysis-71
- 4- Scientific research and development-72
- 5- Advertising and market research-73
- 6- Other professional, scientific and technical activities-74
- 7- Veterinary activities-75

Statistical Resource

- 1- Taking the financial information from the provinces annually
- 2- The number of statistical units and statistical frame - (the statisticians of the statistics bureaus in the provinces prepare them annually)
- 3- IO information
- 4- Comprehensive Business survey

- **Administrative and support service activities**

Coverage

- 1- Rental and leasing activities-77
- 2- Employment activities-78
- 3- Travel agency, tour operator, reservation service and related activities-79
- 4- Security and investigation activities-80
- 5- Services to buildings and landscape activities-81
- 6- Office administrative, office support and other business support activities-82

Statistical Resource

- 1- The number of statistical units and statistical frame - (the statisticians of the statistics bureaus in the provinces prepare them annually)
- 2- IO information
- 3- Conducting of the surveys-every 3 years
- 4- The registration information (Ministry of Labor, Cooperation , and Social Welfare)
- 5- Comprehensive Business survey

- **Public administration and defence; compulsory social security**

Coverage

Public administration and defence; compulsory social security-84

Statistical Resource

The registration information (Ministry of Finance and Treasury, Finance Government budget, Planning and Budget Organization)

- **Education**

Coverage

Education-85

Statistical Resource

- 1- IO information (provincial structure)
- 2- The registration information (Ministry of Education)
- 3- Taking the financial information from the provinces annually

- **Human health and social work activities**

Coverage

- 1- Human health activities-86
- 2- Residential care activities-87
- 3- Social work activities without accommodation-88

Statistical Resource

- 1- The registration information (Ministry of Health, Treatment, and Medical Education)
- 2- Conducting of the surveys: every 3 years
- 3- Household Income and Expenditure surveys
- 4- Government budget

- **Arts, entertainment and recreation**

Coverage

- 1- Creative, arts and entertainment activities-90
- 2- Libraries, archives, museums and other cultural activities-92
- 3- Sports activities and amusement and recreation activities-93

Statistical Resource

- 1- Household Income and Expenditure surveys
- 2- Conducting of the surveys: every 3 years
- 3- Government budget
- 4- The registration information (Corporation financial statements)

- **Other service activities**

Coverage

- 1- Activities of membership organizations-94
- 2- Repair of computers and personal and household goods-95

3- Other personal service activities-96

Statistical Resource

- 1- Household Income and Expenditure surveys
- 2- The registration information (Corporation financial statements)
- 3- IO information (provincial structure)
- 4- The number of statistical units and statistical frame - (the statisticians of the statistics bureaus in the provinces prepare them annually)
- 5- Comprehensive Business survey

- **Activities of households as employers; undifferentiated goods- and services-producing activities of households for own use**

Coverage

- 1- Activities of households as employers of domestic personnel-97
- 2- Undifferentiated goods- and services-producing activities of private households for own use-98

Statistical Resource

Household Income and Expenditure survey

3. Improvement and progress in Services industries

- 1- Using of register-based data in the SCI
- 2- More cooperation and interaction with other corporations for receiving their registration information and their financial statement every year.
- 3- E-surveys and using tablet in the field operation and Simultaneous Editing.
This leads to reduction of statistical and non-statistical errors.
- 4- Changing the base year from 1997 to 2011.

- 5- Compiling the input-output tables for the year 2011
- 6- Compiling the satellite accounts in service sector. Such as:
 - Health account
 - Information Communication Technology account
 - Government Financial Statistics
 - Plan to prepare tourism Satellite Account

4. Challenges

- 1- Lack or inadequacy of statistical data;
- 2- Confidentiality or inaccessibility of some statistics
- 3- Using of indirect, estimated data or in some cases old and out of date data;
- 4- High expenses of collecting and processing data;
- 5- The shortage of registered data in all activities;
- 6- Lack of complete and accurate statistical framework;
- 7- Lack of up-to- date annual accounts due to lack of timely access to information.

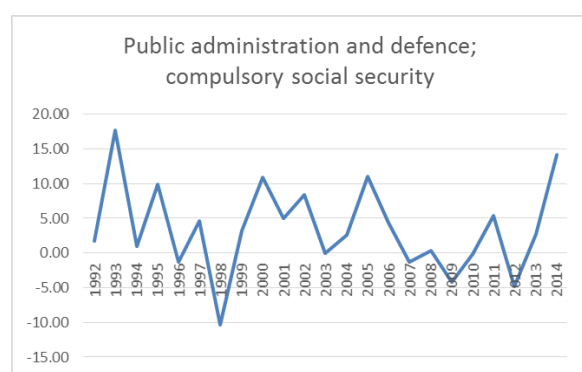
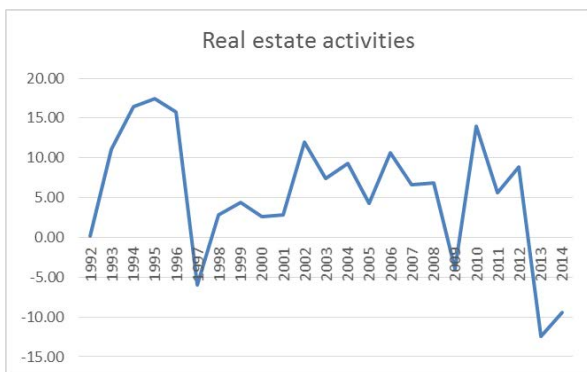
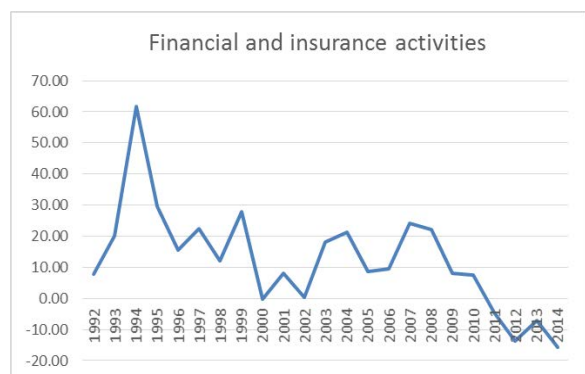
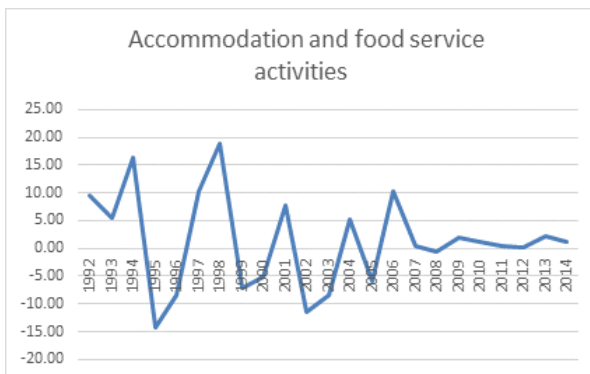
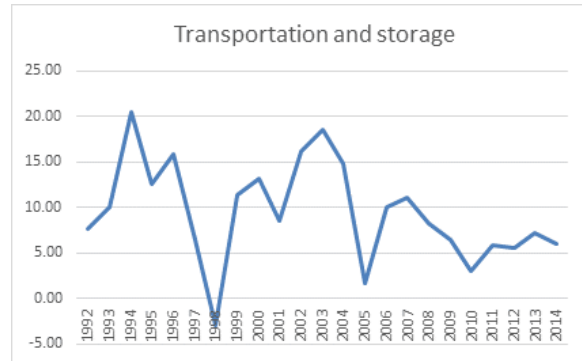
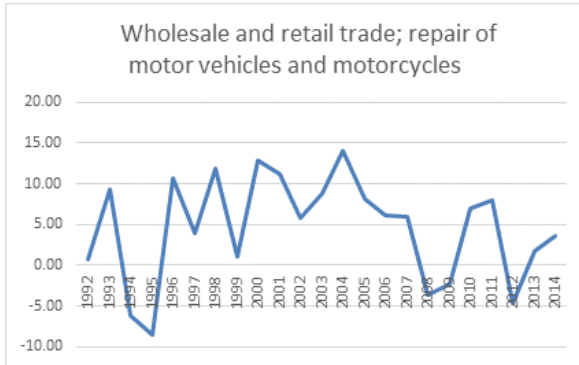
5. Services statistics

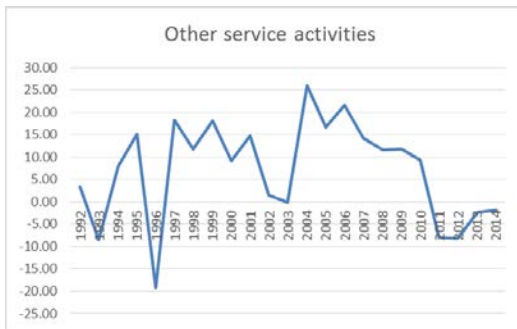
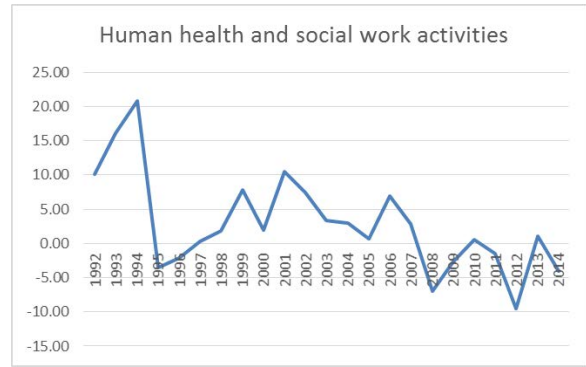
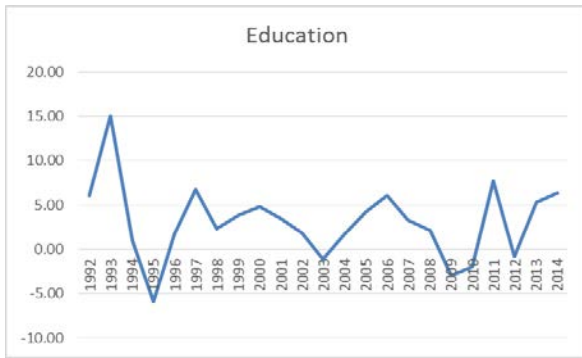
As mentioned, the SCI has changed the base year from 1997 to 2011. This issue has not been operationalized for annual and regional accounts completely but it will have been done up to December 2017.

For quarterly accounts, it has been completely operationalized.

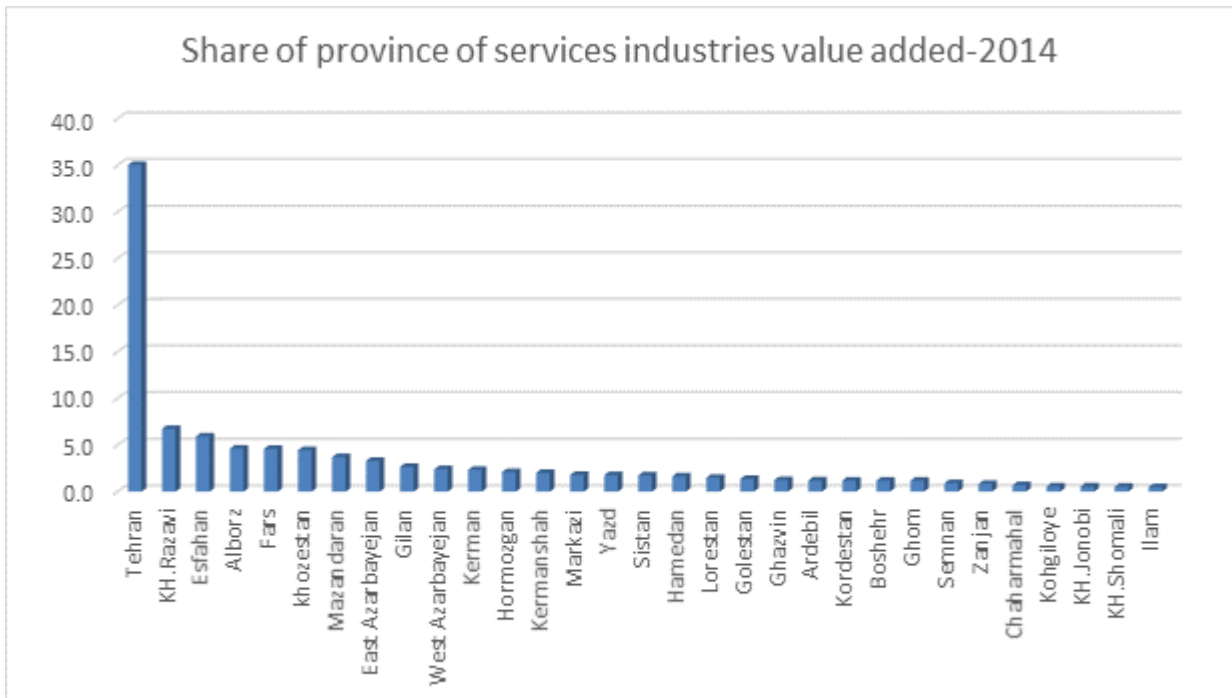
- Annual accounts "Base year 1997=100"

- ❖ The growth of value added in services industries

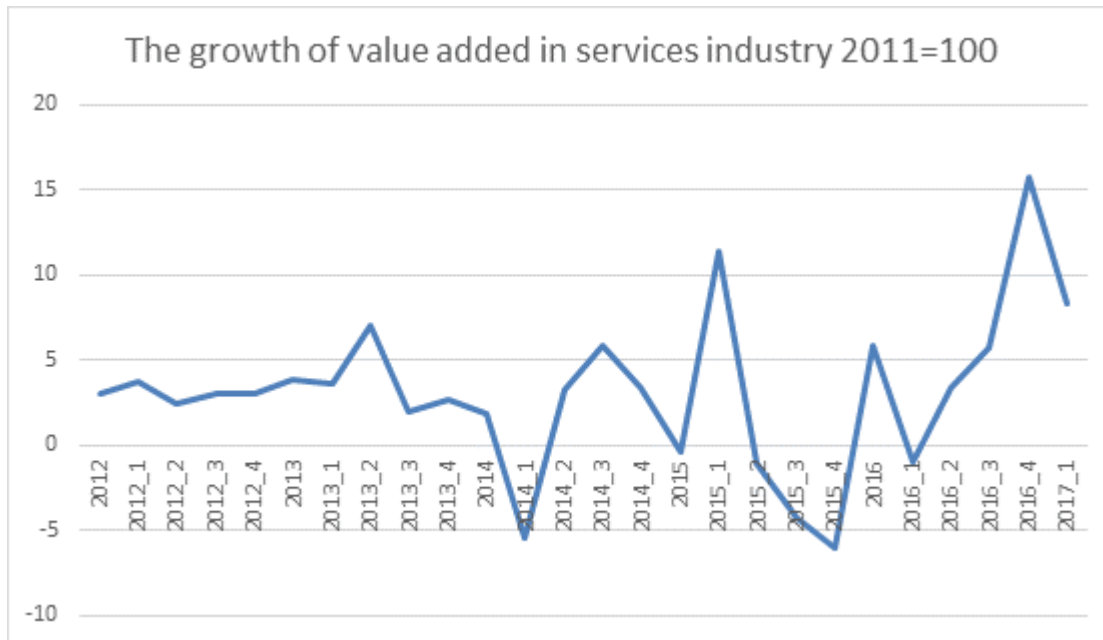




- Regional accounts "Base year 1997=100"



- quarterly accounts "Base year 2011=100"



- Other statistics

