

Regional Course on Statistical Business Registers:
Making a Business Case for an Operational
Statistical Business Register

26 – 30 January 2015
Sungkai, Perak, Malaysia

**Issues in Maintaining SBRs and
Maintenance Strategy Considerations**




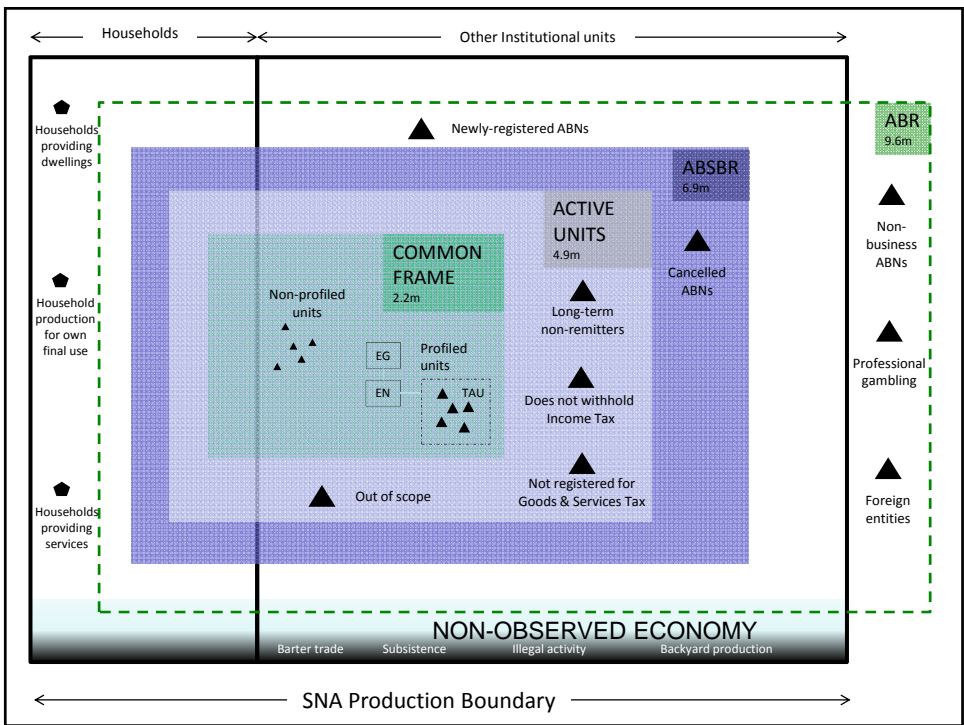
Construction: Coverage

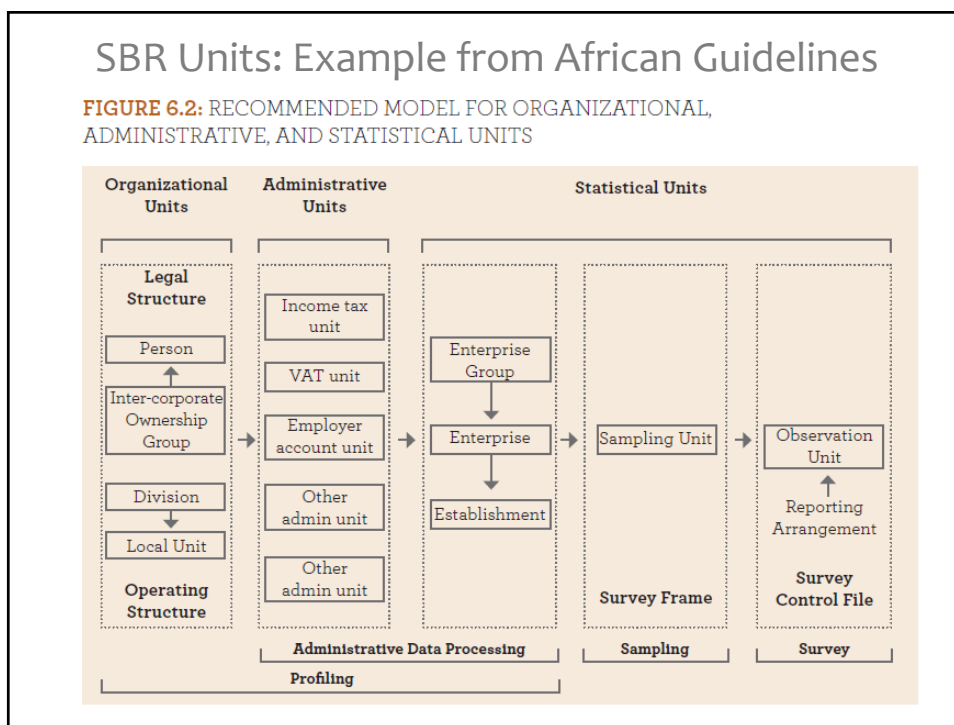
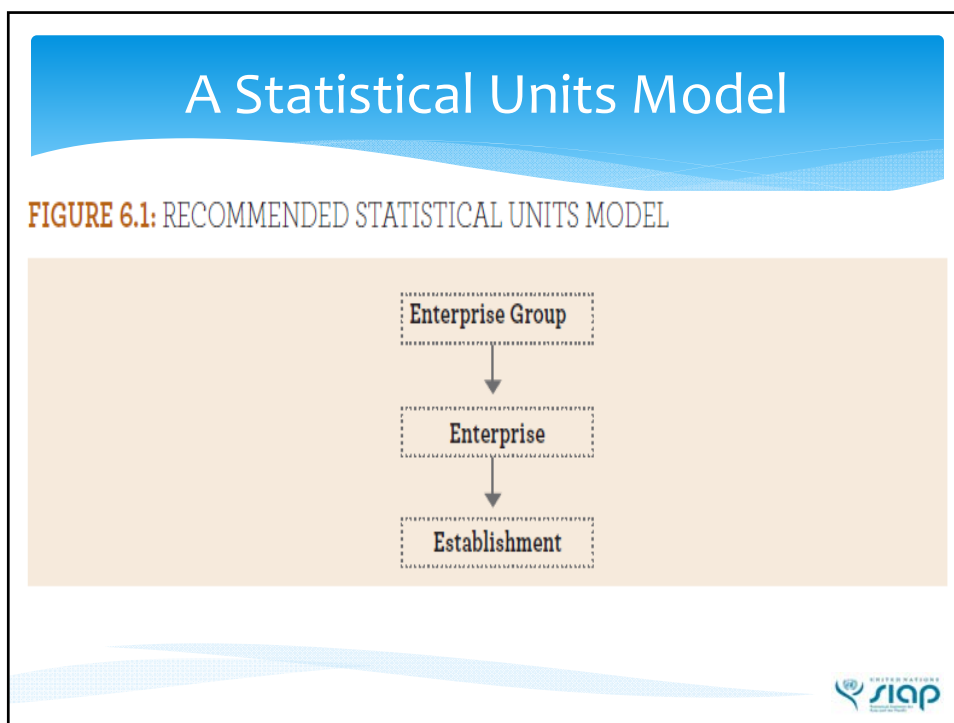


Groups of Units in SBRs

- * Statistical units
- * Legal, administrative and operational units
- * Observation and reporting units





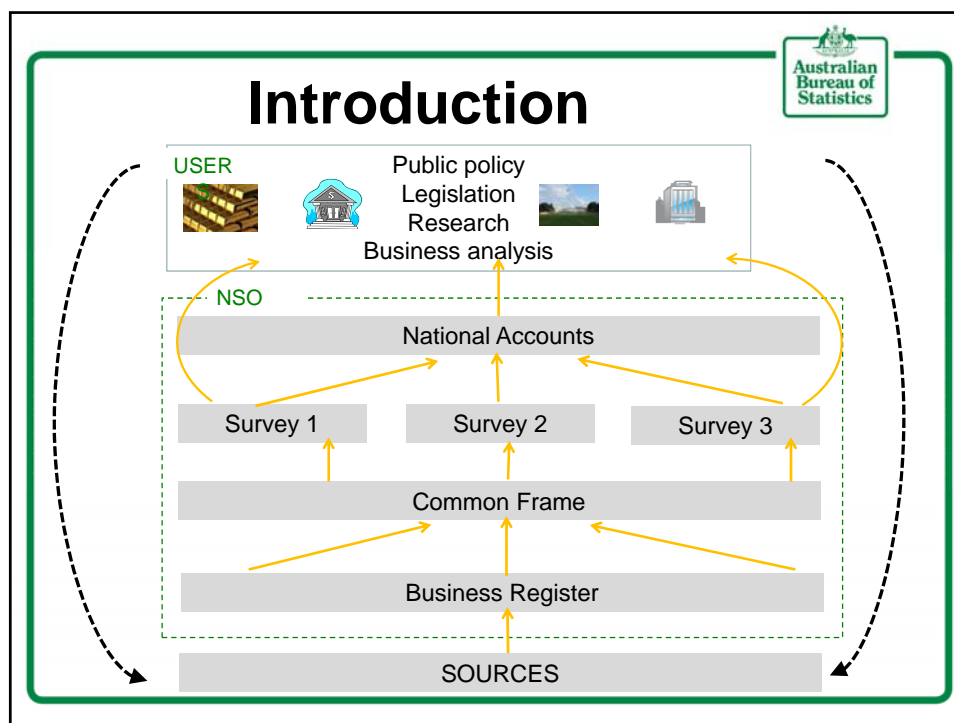


Construction: Contents



Start with: What do we need SBR for?

- * **Sampling frame for economic surveys**
- * Production of business statistics
- * Production of business demographic statistics
- * Source of information about businesses



Statistical Content

Statistical content can be grouped in four major groups:

- * Identification and contact characteristics
- * Demographic characteristics
- * Descriptive (economic/stratification) characteristics
- * Linkage characteristics

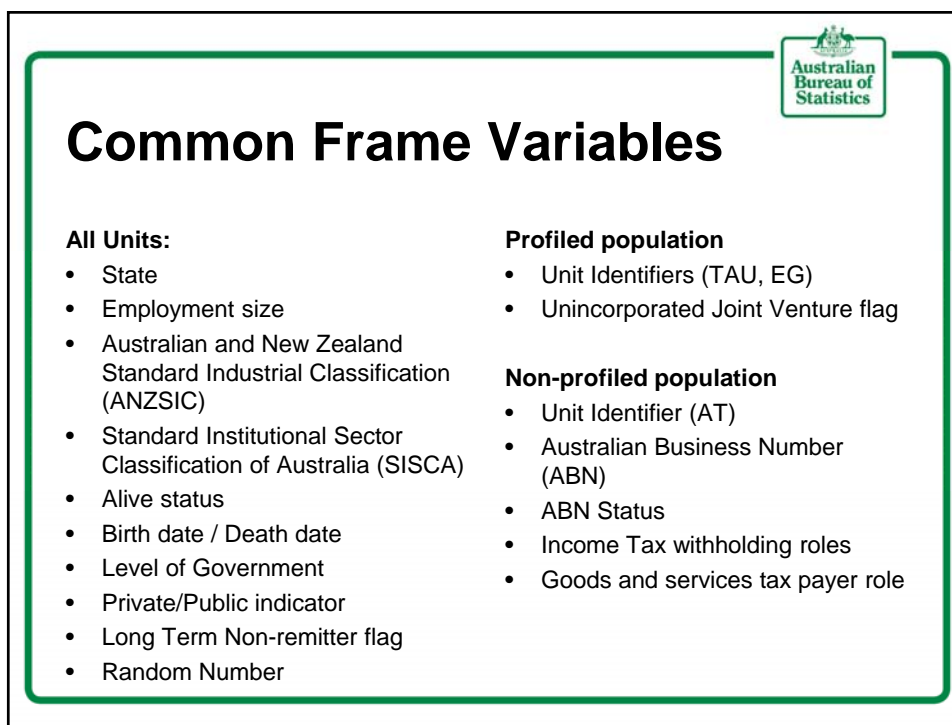
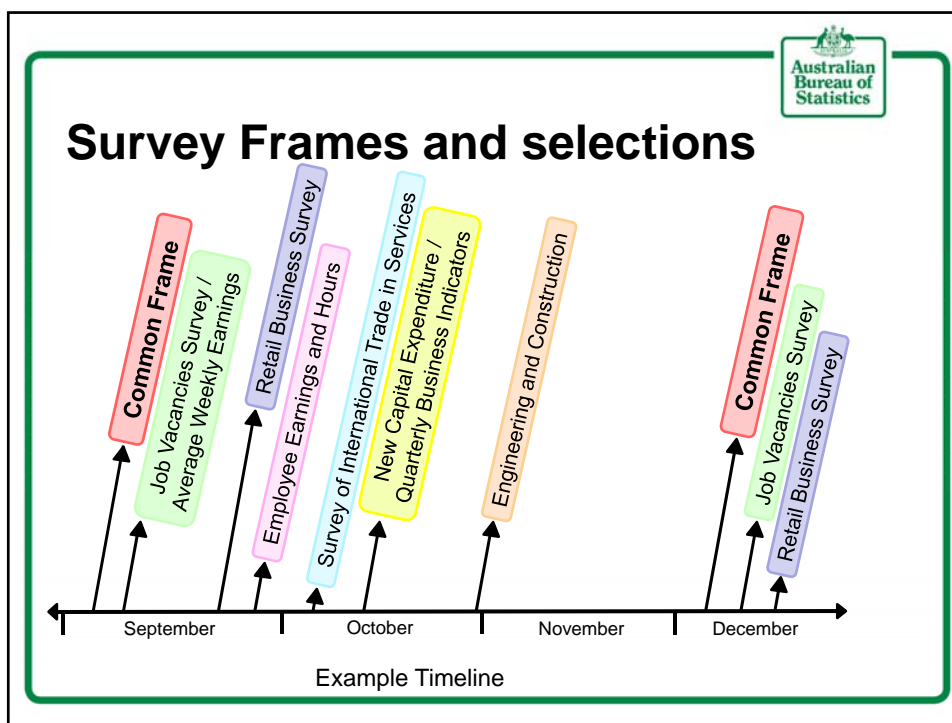
Maintenance: Update Content and Coverage



ABS Survey Frames from Common Frame



- 17 Regular frames consisting of:
 - 6 Quarterly frames
 - 1 biannual frame
 - 6 Annual frames (+ 2 migrating)
 - 4 Biennial frames
- Irregular surveys





Common Frame Preparation

- Monthly updates
 - administrative data
 - Profiling
 - Unit level feedback from SMAs (address, takeovers)
- Every quarter – monthly process + additional steps
 - Shutdown for CF extraction
 - Updates from SMAs (files)
 - Audits and Quality Gates



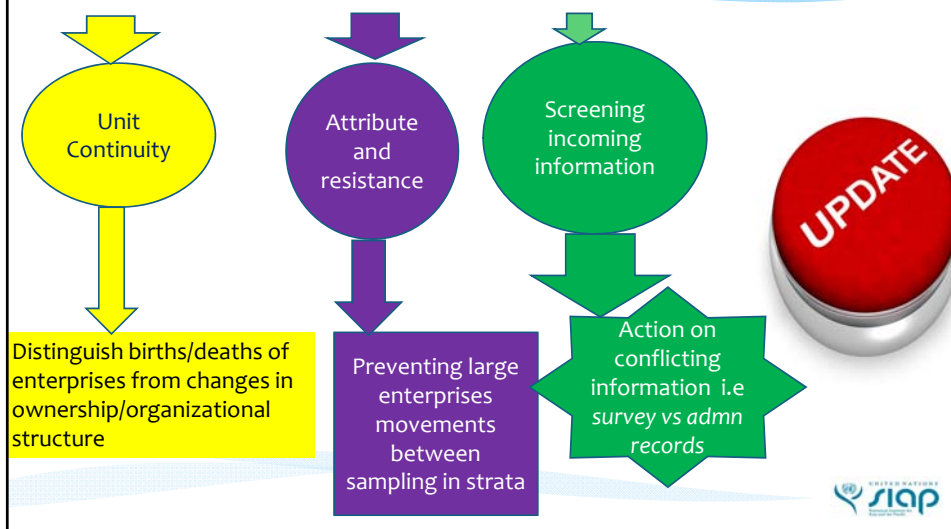
From Common Frame to Sample Frames

- The Common frame identifies the units that are available for selection
- For each survey they scope from those units

Maintenance

- * Dealing with **changes**
 - * Births and deaths and demographic events
 - * Changes in descriptive characteristics
 - * Changes in linkages
- * Rules
 - * Continuity rules
 - * Stability rules
- * Dealing with errors

Updating Rules



Maintenance Strategy

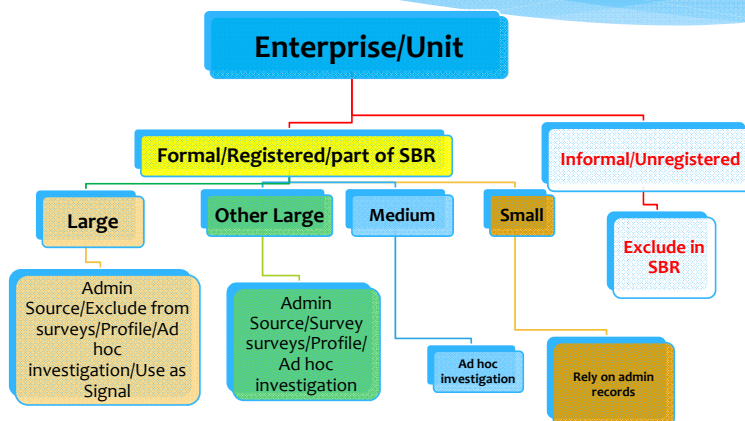
- * Sources of information and rules for dealing with conflicting information
- * Maintenance groups– different strategies for efficiency and cost effectiveness of procedures
- * Time dimension: timing of updates, continuity and stability rules, historical registers



Sources

- * Administrative sources
- * Feedback from surveys
- * SBR Improvement surveys
- * Profiling

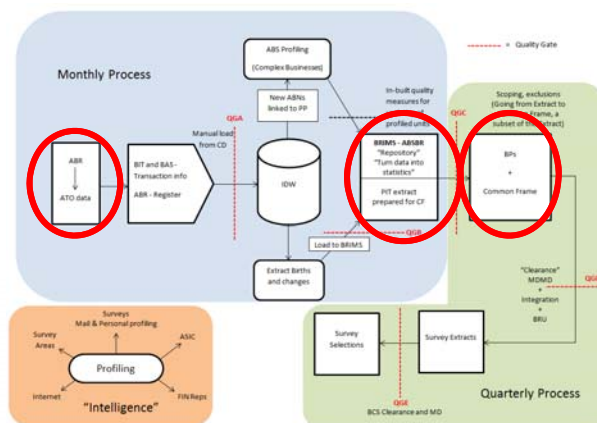
Maintenance Groups: Concept



21



ABR – ATO – ABS Flow of Business Information





ABS Two-population model

- Profiled Population
 - Larger / complex businesses
 - Updated through direct contact with providers
 - Less than 1% of businesses
 - 50% of Industry Value Added
- Non-Profiled Population
 - Smaller / less complex businesses
 - Updated via ABR data
 - ABS derivations applied

Updating Schedule: Issues

- * Several sources of information each having a given periodicity, coverage and content
- * How often? Maintaining a *live register*.
- * SBR as basis for sampling frames
 - * Live register -> Snapshot -> Frozen Frame

