

Getting Started with the Questionnaire Designer and Tester

Outline

- Introduction, registration, and overview of Designer
- Overview and registration for Tester

Registration and overview of Designer

Introduction to Designer

Who uses it?

- Survey Designers – Initial design, and validation
- Survey Managers – On the fly changes during piloting
- Translators – If the multiple languages are needed.
- Collaboration through sharing, automatic version control

Introduction to Designer

What does it produce?

- A .pdf paper questionnaire – As of the making of this material, it cannot substitute a paper questionnaire.
- An electronic questionnaire that enumerators can use to input answers in the interviewer application.

Introduction to Designer

How does it relate to the other pieces?

- Headquarters imports the questionnaire from the designer, and creates cases.

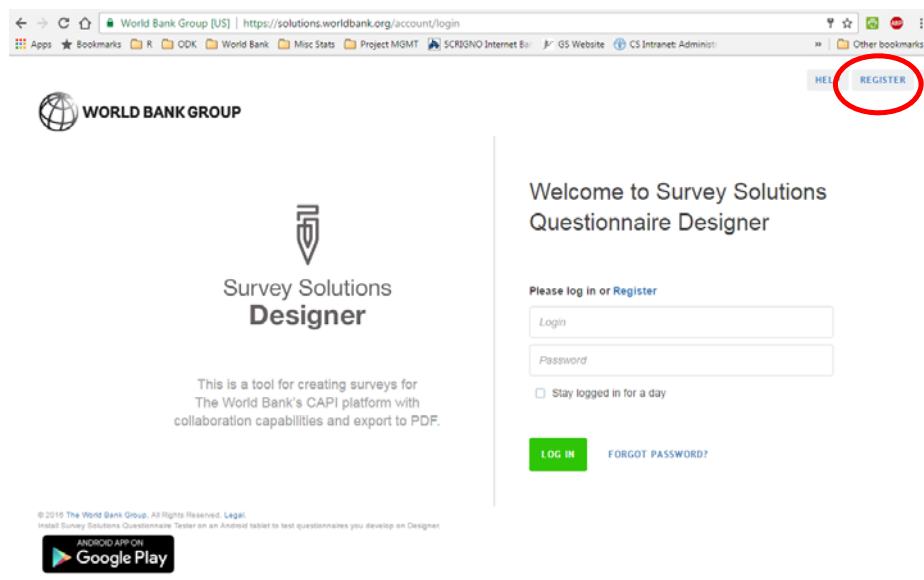
Registration for Designer

- Works online
- Simple registration (requires only email address, instant, and free)
- Open registration to everyone
- Available at:

<http://solutions.worldbank.org>

Registration for Designer

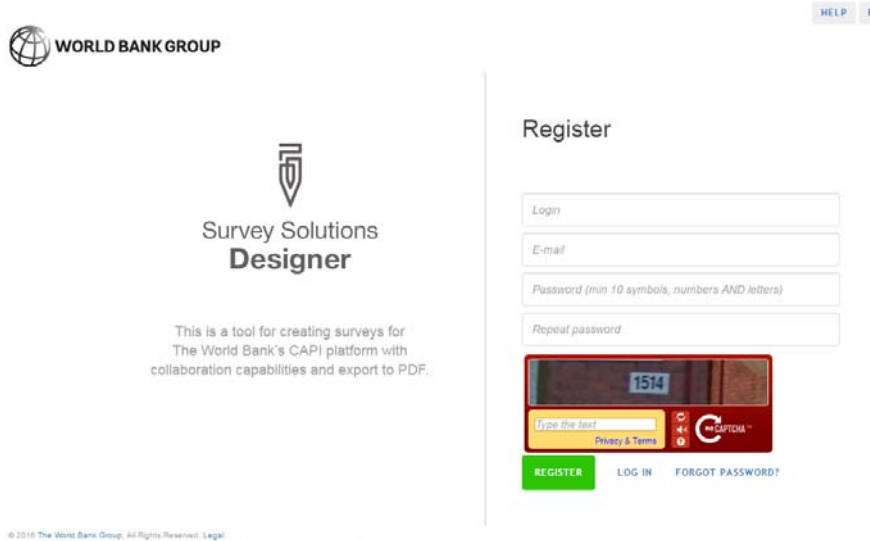
- Go to: <http://solutions.worldbank.org>



The screenshot shows a web browser window with the URL <https://solutions.worldbank.org/account/login>. The page features the World Bank Group logo and the Survey Solutions Designer logo. The main heading is "Welcome to Survey Solutions Questionnaire Designer". Below this, there is a login form with fields for "Login" and "Password", and a checkbox for "Stay logged in for a day". A green "LOG IN" button and a "FORGOT PASSWORD?" link are visible. The "REGISTER" link in the top right corner is circled in red. At the bottom, there is a copyright notice and a Google Play logo.

Registration for Designer

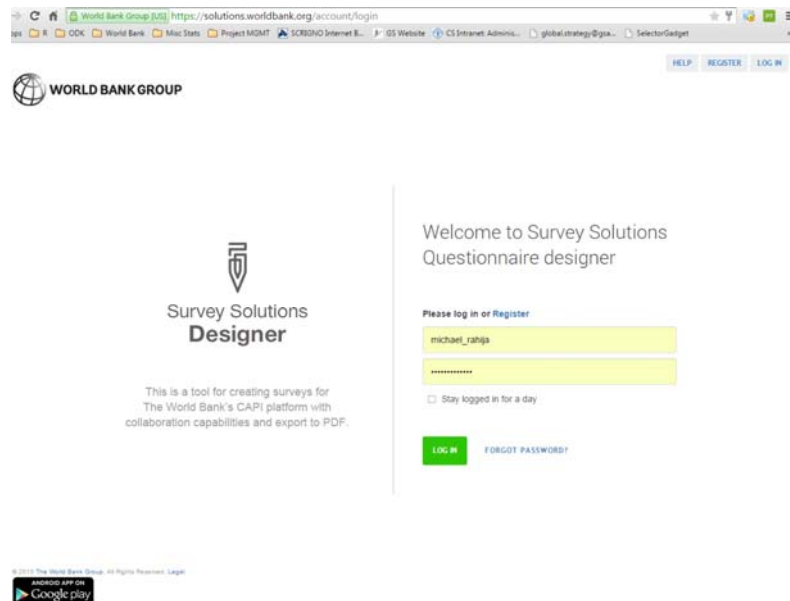
- Create Login and password
- Check personal email to confirm registration



The screenshot shows the registration page for Survey Solutions Designer. On the left, the World Bank Group logo is at the top, followed by the Survey Solutions Designer logo and a description: "This is a tool for creating surveys for The World Bank's CAPI platform with collaboration capabilities and export to PDF." On the right, the "Register" form includes fields for "Login", "E-mail", "Password (min 10 symbols, numbers AND letters)", and "Repeat password". Below these fields is a CAPTCHA image showing the number 1514. At the bottom of the form are buttons for "REGISTER", "LOG IN", and "FORGOT PASSWORD?". A "HELP" link is visible in the top right corner.

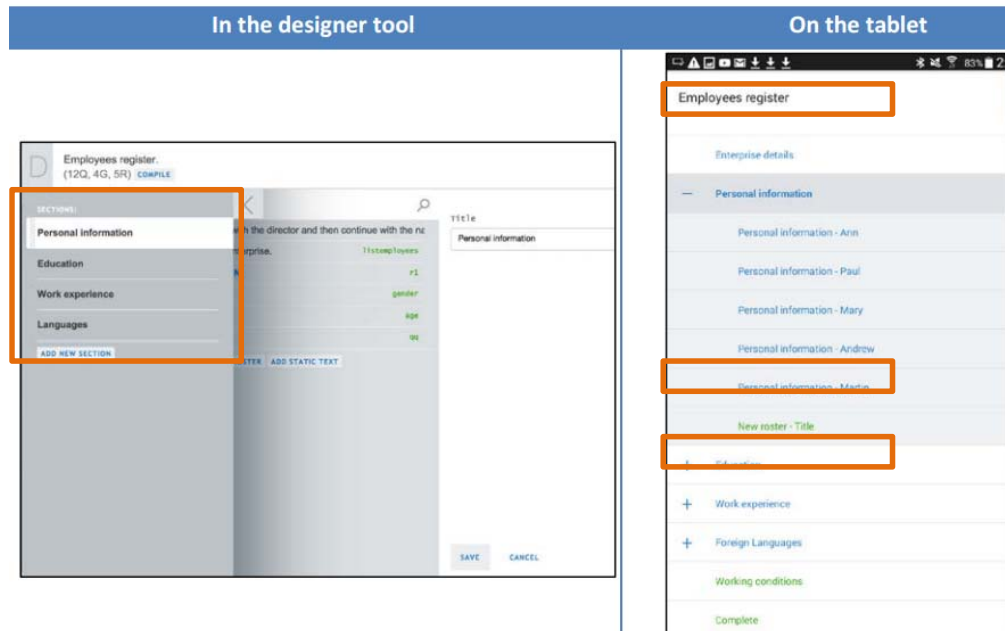
Registration for Designer

- Login

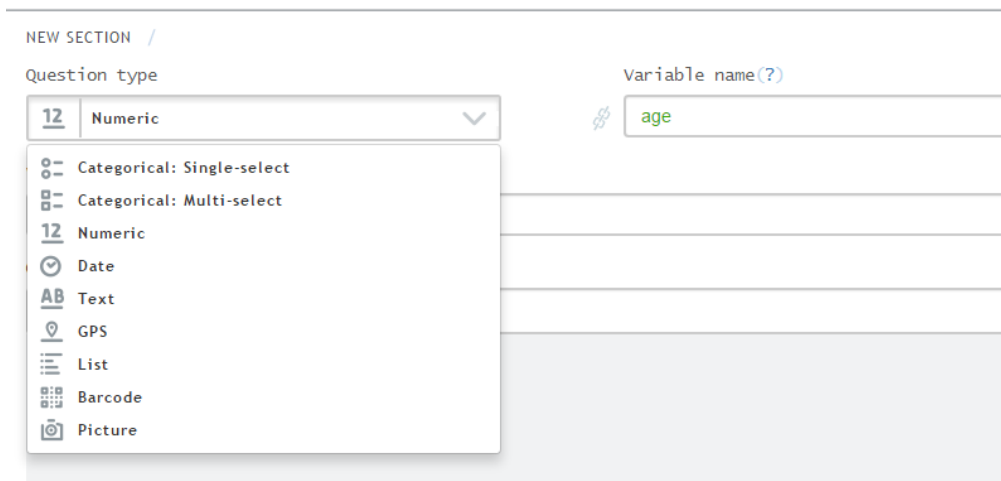


The screenshot shows the login page for Survey Solutions Designer. At the top, the browser address bar displays "https://solutions.worldbank.org/account/login". The World Bank Group logo is on the left. The Survey Solutions Designer logo and description are in the center. On the right, the "Welcome to Survey Solutions Questionnaire designer" message is displayed. Below this, the "Please log in or Register" section contains a login form with fields for "michael_rahja" and a password field. There is a checkbox for "Stay logged in for a day". At the bottom of the form are buttons for "LOG IN" and "FORGOT PASSWORD?". A "HELP" link is in the top right corner. At the bottom left, there is a "Available on Google play" logo.

Overview of Designer



Overview of Designer



Overview of Designer

Create conditions

Question type: 12 Numeric

Variable name(?): income

Variable label(?):

Question text: What was your gross annual income last year?

Integer

Number of decimal places:

Use 1000 separator (?)

ADD INTERVIEWER INSTRUCTION

• Enabling condition (?) Hide if disabled

work==1

• Validation condition 1 (?) Hide if disabled

income<100000

Error message (?): Invalid response. Please confirm your answer.

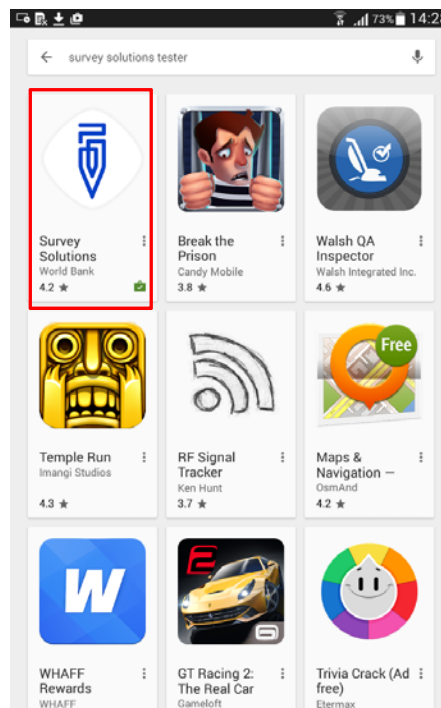
Overview of Designer

In the designer	On the tablet
<p>INFORMATION ABOUT THE ENTERPRISE /</p> <p>Question type: 12 Numeric</p> <p>Variable name(?): totpartner</p> <p>Variable label(?): Total partners of the enterprise</p> <p>Question text: How many partners does %enterprise% have?</p> <p><input checked="" type="checkbox"/> Integer</p> <p>Roster upper bound: 20</p> <p>ADD INTERVIEWER INSTRUCTION</p> <p>Enabling condition (?):</p> <p>Validation condition (?):</p> <p>Error message (?):</p> <p>SAVE CANCEL DELETE CLONE MOVE TO -</p>	<p>How many partners does Business Solutions have?</p> <p>2</p> <p>Partners Roster - [...]</p> <p>Section not started</p> <p>Partners Roster - [...]</p> <p>Section not started</p>

Overview and registration for Tester

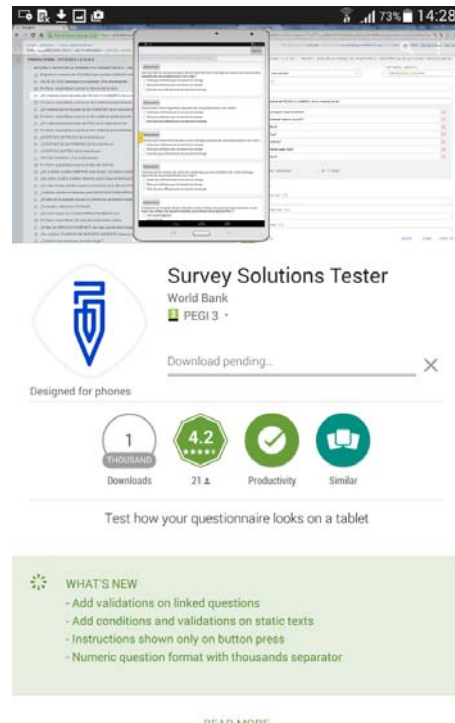
Where to find it

- Go to:
GooglePlay store
on tablet
- Search “Survey
Solutions Tester”
- Of course, it’s
free!



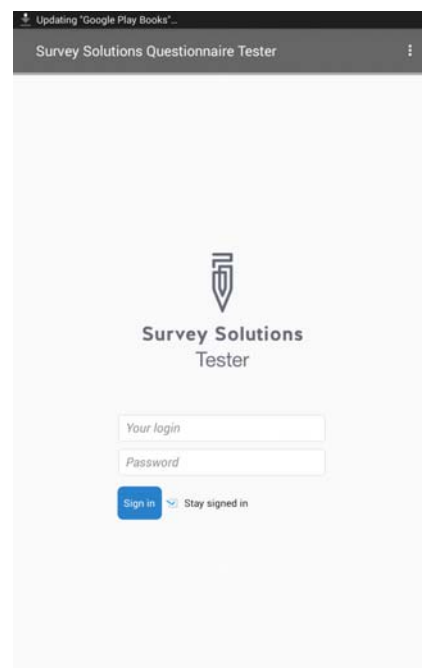
Where to find it

- **Download and install application**



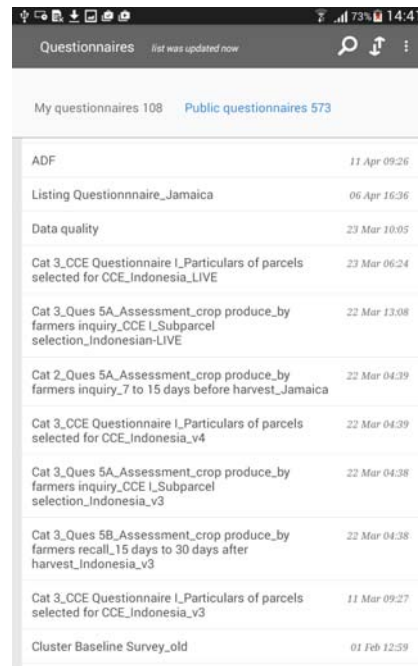
How it connects to the Questionnaire Designer

After installing, use the login credentials of the questionnaire designer to login.



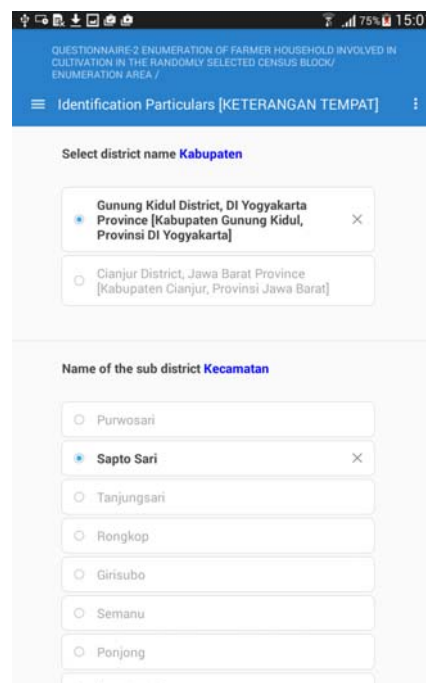
How it connects to the Questionnaire Designer

The same list of questionnaires in the designer will be shown in the tester application



What does and does not do?

- Does:
 - All viewing and testing questionnaire
- Does not:
 - Editing questionnaire



Who uses it?

- ANYONE DESIGNING OR MAKING CHANGES TO THE QUESTIONNAIRE!